

Pony for Christmas

By Sarah Hubbard



Pony for Christmas Mittens

By Sarah Hubbard

Materials:

2 skeins Knitpicks palette (fingering weight), 231 yards each

One circular size US #2 or DPN's to obtain gauge

One tapestry needle

Waist yarn to hold thumb stitches

Gauge: 8sts, 10rows = 1"

Note: These mittens are a child's medium. to alter size change needle size and yarn weight.

*** Grey Squares indicate no stitch ***

Directions:

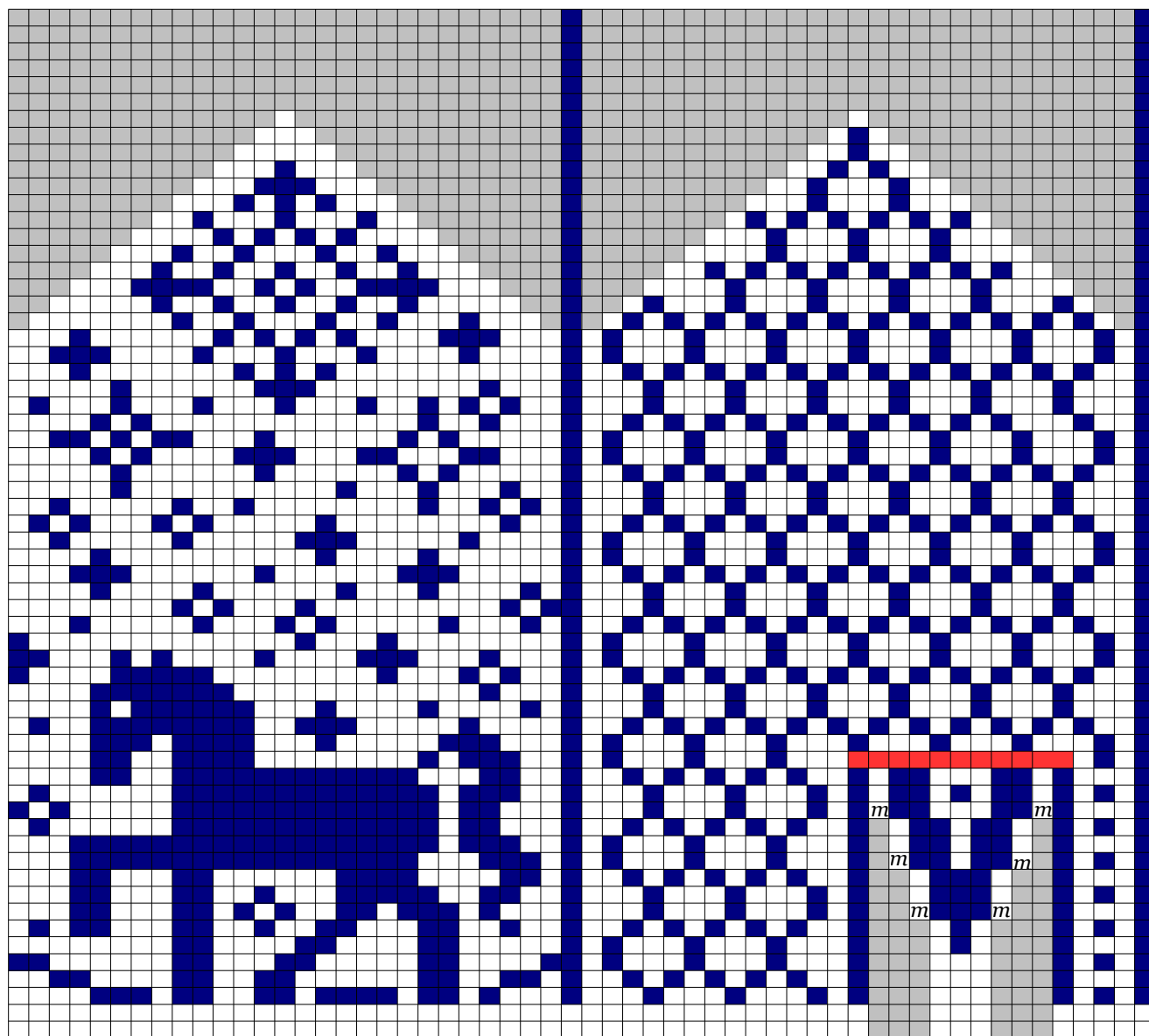
Cast on 50sts, join in the round and work two rows of k1, p1 ribbing, after ribbing knit two rounds in same color even.

Complete cuff chart by repeating pattern 5x's around cuff, then continue on with horse chart using increase methods of your choice for thumb gusset


** Red line indicates 11 stitches to be moved to waist yarn and equal number of stitches to be cast on. (unless afterthought thumb method is used).*

*** For afterthought thumb knit across 11sts with waist yarn, return 11sts back to left needle and knit across with working yarn in pattern.*


After hand is completed pick up 11 stitches from each side of thumb opening and 1 stitch from each corner (24 sts total) begin thumb chart noting 2 extra increases in first row, bringing total to 26sts.



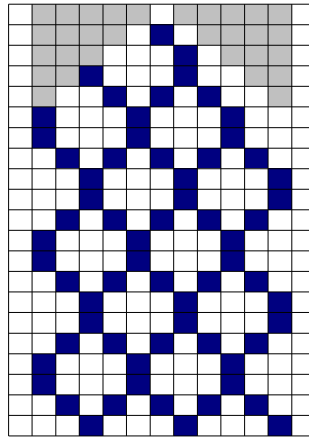
m indicates an increase of one stitch



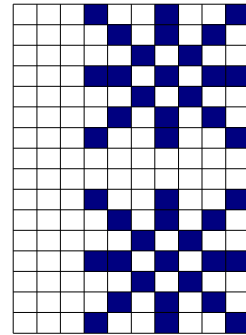
m indicates an increase of one stitch



*Outside
Thumb*



*Inside
thumb*



Cuff