



WYNN Hat and Cowl October 2020

Thank you so much for your purchase and supporting my small designer business!
Please use “**wynn30**” coupon code and get 1 of my pattern for 30% off until October 31st.

This pattern is created and designed by Nikolett Corley Designs - may not be distributed in any form. Thank you!
<https://www.ravelry.com/designers/nikolett-corley-designs>





WYNN Cowl

Materials

Malabrigo Arroyo yarn, 063 Natural, 139 Poción colorways
2 colors/ approx. 1/2 hank of each color
3.50oz - 100g, 335yds- 305m
Pure Superwash Merino Wool
US4/3.5mm and US6/4mm circular knitting needles
stitch markers
tapestry needle - to weave in ends

Gauge: 25st X 26 rows = 4" (10cm)

(stockinette stitches with US6/4mm needles)

Final size: 23" (60cm) circumference and 12.5" (32cm) high (height is customizable)

Notes

- this cowl/neckwarmer is knit in the round, on right side only, in one piece, seamless
- name your colors as A and B. A is natural B is variegated in my pattern
- how to knit currogated ribbing, watch [this](#) video - Suzanne Bryan's video
- I hope [this](#) video helpful if you knit continental style (my video)
- yarn substitute is fine as long as you make gauge
- this pattern is for one size only
- there are ribbing bands -- knit 1-purl 1 -- at the beginning and at the end of the cowl. All other rounds are KNIT stitches only.
- there is no increasing or decreasing, all rounds have 140 sts from CO to BO.

Abbreviations

st(s) =stitch(es)

k= knit

p=purl

sm=stitch marker

CO= cast on

BO= bind off

A= A color

Ak= knit st with A color

B= B color

Bp= purl stitch with B color

* ... * = repeat between asterixs

This pattern is created and designed by Nikolett Corley Designs - may not be distributed in any form. Thank you!

<https://www.ravelry.com/designers/nikolett-corley-designs>





Begin the cowl (neckwarmer)

Currogated ribbing

With **A** CO 140 sts - using US4/3.5mm knitting needles and long tail method. Join to make a circle. Mark the first stitch with sm. This will be the first st of the round from now on.

Round1= using **A** and **B**, make 1 round as follow: **A**k1 , **B**k1 around.

Round2- Round9= * **A**k1, **B**p1 * repeat around.

Colorwork

Switch to **US6/4mm** needles and start working as directed, follow the chart/written instructions - using both colors.

The chart shows 1 pattern repeat horizontally. Each round will have 10 repeats. Mark each repeat with sm.

Repeat **Round 1** to **Round 18** 3 times, then **Round 1** to **Round 12** one time.

Round 1: * **A**, **B**, **A**, **B**2, **A**, **B**, **A**, **B**, **A**, **B**2* repeat 10 times

Round 2: * **A**, **B**, **A**, **B**3, **A**, **B**, **A**, **B**, **A**, **B**3 * repeat 10 times

Round 3: * **A**, **B**, **A**, **B**2, **A**, **B**, **A**, **B**, **A**, **B**2* repeat 10 times

Round 4: * **B**3, **A**, **B**2, **A**, **B**, **A**, **B**, **A**, **B**2, **A** * repeat 10 times

Round 5: * **B**, **A**, **B**2, **A**, **B**2, **A**, **B**, **A**, **B**2, **A**, **B** * repeat 10 times

Round 6: * **A**, **B**, **A**, **B**2, **A**, **B**2, **A**, **B**2, **A**, **B**2 * repeat 10 times

Round 7: * **B**, **A**, **B**, **A**, **B**2, **A**, **B**3, **A**, **B**2, **A** * repeat 10 times

Round 8: * **A**, **B**, **A**, **B**, **A**, **B**2, **A**, **B**, **A**, **B**2, **A**, **B** * repeat 10 times

Round 9: * **B**, **A**, **B**, **A**, **B**3, **A**, **B**, **A**, **B**3, **A** * repeat 10 times

Round 10: * **A**, **B**, **A**, **B**, **A**, **B**2, **A**, **B**, **A**, **B**2, **A**, **B** * repeat 10 times

This pattern is created and designed by Nikolett Corley Designs - may not be distributed in any form. Thank you!
<https://www.ravelry.com/designers/nikolett-corley-designs>





Round 11: *B, **A**, B, **A**, B3, **A**, B, **A**, B3, **A** * repeat 10 times

Round 12: ***A**, B, **A**, B, **A**, B2, **A**, B, **A**, B2, **A**, B * repeat 10 times

Round 13: *B, **A**, B, **A**, B2, **A**, B3, **A**, B2, **A** * repeat 10 times

Round 14: ***A**, B, **A**, B2, **A**, B2, **A**, B2, **A**, B2 * repeat 10 times

Round 15: *B, **A**, B2, **A**, B2, **A**, B, **A**, B2, **A**, B * repeat 10 times

Round 16: *B3, **A**, B2, **A**, B, **A**, B, **A**, B2, **A** * repeat 10 times

Round 17: ***A**, B, **A**, B2, **A**, B, **A**, B, **A**, B, **A**, B2 * repeat 10 times

Round 18: ***A**, B, **A**, B3, **A**, B, **A**, B, **A**, B3 * repeat 10 times

Switch to US4/3.5mm needles and knit the ribbing.


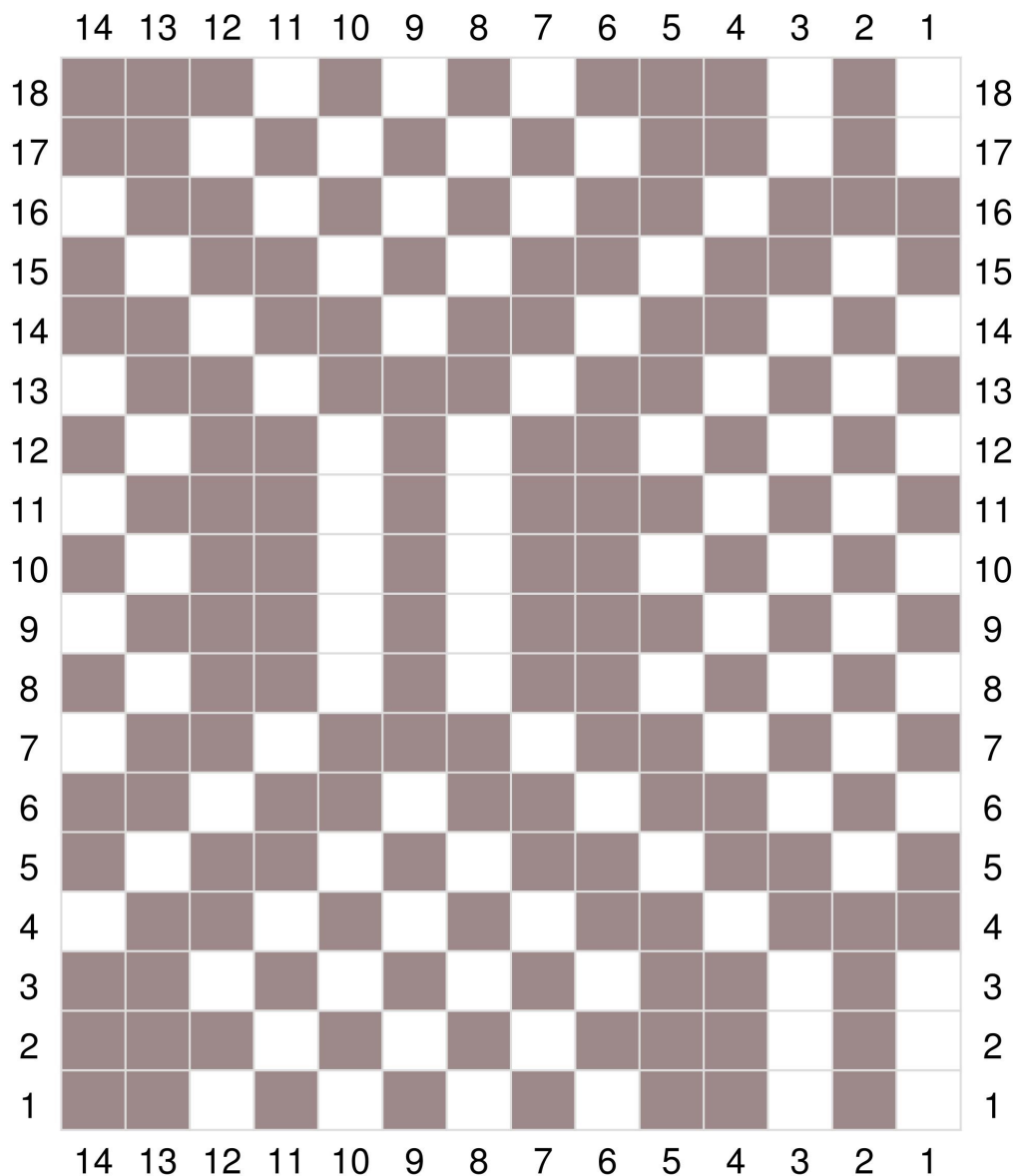
Round1- Round8= * Bp1, Ak 1, * repeat around.

Round9= **A** around

BO all stitches in next round. Fasten off, weave in ends.

This pattern is created and designed by Nikolett Corley Designs - may not be distributed in any form. Thank you!
<https://www.ravelry.com/designers/nikolett-corley-designs>





This pattern is created and designed by Nikolett Corley Designs - may not be distributed in any form. Thank you!
<https://www.ravelry.com/designers/nikolett-corley-designs>





WYNN Hat

Materials

Malabrigo Arroyo yarn, 063 Natural, 139 Poción colorways
2 colors/ approx. 1/2 hank of each color
3.50oz - 100g, 335yds- 305m
Pure Superwash Merino Wool
US4/3.5mm and US6/4mm circular knitting needles
stitch markers
tapestry needle - to weave in ends

Gauge: 25st X 26 rows = 4" (10cm)

(stockinette stitches with US6/4mm needles)

Final size: 22" (56cm) circumference and 9.5" (23cm) high (height is customizable)

Notes

- this hat is knit in the round, on right side only, in one piece, seamless
- name your colors as A and B. A is variegated B is natural in my pattern
- how to knit corrugated ribbing, watch [this](#) video - Suzanne Bryan's video
- I hope [this](#) video helpful if you knit continental style (my video)
- [this](#) video explains how to knit Central Double Decrease
- yarn substitute is fine as long as you make gauge
- this pattern is for one size only
- there is a ribbing bands -- knit 1-purl 1 -- at the beginning of the hat
- all other rounds are KNIT stitches only.
- the chart shows 1 repeat - you'll repeat it 9 times in the round

Abbreviations

st(s) =stitch(es)

k= knit

p=purl

sm=stitch marker

CO= cast on

BO= bind off

A= A color

Ak= knit st with A color

B= B color

Bp= purl stitch with B color

CDD= Central Double decrease (video)

...= repeat between asterixs

This pattern is created and designed by Nikolett Corley Designs - may not be distributed in any form. Thank you!

<https://www.ravelry.com/designers/nikolett-corley-designs>





Begin the hat

Corrugated ribbing

With **A** CO **112** sts - using US4/3.5mm knitting needles and long tail method. Join to make a circle. Mark the first stitch with sm. This will be the first st of the round from now on.

Round1= using **A** and **B**, make 1 round as follow: A k1, B k1 around.

Round2- Round12= * Ak 1, Bp1 * repeat around.

Round13= * Ak 1, Bp1, Ak 1, Bp1, Ak 1, Bp1, Ak 1, Bp1, **increase 1** knit st into Bp1 * repeat 14 times (**126 sts** on the needles)

How to increase? Bp1, leave the st on the left needle and knit 1 st into the same st. You got 2 st in same color next to each other.

Switch to US6/4mm needles and start using the chart/written instructions.


Complete from Row1 to Row 18 twice, then from Row19 to Row31.

Cut the yarn after last round and weave the remaining stitches. Tighten, weave in ends. Attach the pompom.

This pattern is created and designed by Nikolett Corley Designs - may not be distributed in any form. Thank you!
<https://www.ravelry.com/designers/nikolett-corley-designs>



Chart



This pattern is created and designed by Nikolett Corley Designs - may not be distributed in any form. Thank you!
<https://www.ravelry.com/designers/nikolett-corley-designs>



Written instruction for the chart/colorwork

Round 1: * **A**, B, **A**, B2, **A**, B, **A**, B, **A**, B2 (14 sts) *repeat 9 times

Round 2: * **A**, B, **A**, B3, **A**, B, **A**, B, **A**, B3 *repeat 9 times

Round 3: * **A**, B, **A**, B2, **A**, B, **A**, B, **A**, B2 *repeat 9 times

Round 4: * B3, **A**, B2, **A**, B, **A**, B, **A**, B2, **A** *repeat 9 times

Round 5: * B, **A**, B2, **A**, B2, **A**, B, **A**, B2, **A**, B *repeat 9 times

Round 6: * **A**, B, **A**, B2, **A**, B2, **A**, B2, **A**, B2 *repeat 9 times

Round 7: * B, **A**, B, **A**, B2, **A**, B3, **A**, B2, **A** *repeat 9 times

Round 8: * **A**, B, **A**, B, **A**, B2, **A**, B, **A**, B2, **A**, B *repeat 9 times

Round 9: * B, **A**, B, **A**, B3, **A**, B, **A**, B3, **A** *repeat 9 times

Round 10: * **A**, B, **A**, B, **A**, B2, **A**, B, **A**, B2, **A**, B *repeat 9 times

Round 11: * B, **A**, B, **A**, B3, **A**, B, **A**, B3, **A** *repeat 9 times

Round 12: * **A**, B, **A**, B, **A**, B2, **A**, B, **A**, B2, **A**, B *repeat 9 times

Round 13: * B, **A**, B, **A**, B2, **A**, B3, **A**, B2, **A** *repeat 9 times

Round 14: * **A**, B, **A**, B2, **A**, B2, **A**, B2, **A**, B2 *repeat 9 times

Round 15: * B, **A**, B2, **A**, B2, **A**, B, **A**, B2, **A**, B *repeat 9 times

Round 16: * B3, **A**, B2, **A**, B, **A**, B, **A**, B2, **A** *repeat 9 times

Round 17: * **A**, B, **A**, B2, **A**, B, **A**, B, **A**, B, **A**, B2 *repeat 9 times

Round 18: * **A**, B, **A**, B3, **A**, B, **A**, B, **A**, B3 *repeat 9 times

Round 19: * **A**, B, **A**, B2, **A**, B, **A**, B, **A**, B, **A**, B2 *repeat 9 times

Round 20: * **A**, B, **A**, B3, **A**, B, **A**, B, **A**, B3 *repeat 9 times

This pattern is created and designed by Nikolett Corley Designs - may not be distributed in any form. Thank you!
<https://www.ravelry.com/designers/nikolett-corley-designs>





Round 21: ***A**, B, **A**, B2, **A**, B, **A**, B, **A**, B, **A**, B2 *repeat 9 times

Round 22: *B, **A**, B, **A**, B2, **A**, B, **A**, B, **A**, B2, **A** *repeat 9 times

Round 23: *B-CDD, B, **A**, B2, **A**, B, **A**, B2, **A**, B (12 sts) *repeat 9 times

Round 24: *B3, **A**, B2, **A**, B2, **A**, B2 *repeat 9 times

Round 25: *B-CDD, B2, **A**, B3, **A**, B2 (10 sts) *repeat 9 times

Round 26: *B4, **A**, B, **A**, B3 *repeat 9 times

Round 27: *B-CDD, B, **A**, B, **A**, B, **A**, B (8 sts) *repeat 9 times

Round 28: *B3, **A**, B, **A**, B2 *repeat 9 times

Round 29: *B-CDD, B2, **A**, B2 (6 sts) *repeat 9 times

Round 30: *B all sts

Round 31: *B-CDD, B-CDD (2 sts) *repeat 9 times

This pattern is created and designed by Nikolett Corley Designs - may not be distributed in any form. Thank you!
<https://www.ravelry.com/designers/nikolett-corley-designs>

