



Splice

Cabled hat by Irina Dmitrieva

Sizes: To fit head sizes 53-58cm / 21-23"

Finished Measurements: 45 cm/18" brim circumference and 50 cm/20" circumference body of hat, 22 cm/ 8 ½" height from base of ribbing to top center of crown. Measurements taken from relaxed fabric after blocking.

Yarn: 185 yards of worsted weight wool yarn.

Shown in: Kartopu Merino (100% Wool; 170m/186 yards per 100g ball).

Gauge: 20 stitches and 26 rounds = 4" in Stockinette Stitch worked in the round with larger needle, before blocking.

Needles: 4 mm/US 6 and 4.5 mm/US 7 circular needle, 40 cm/16" long; 1 set 4.5 mm/US 7 double-pointed needles or 80 cm/32" circular needle for magic loop. 3.75 mm/US 5 circular needle, 40 cm/16" long for Tubular Cast On only.

Notions: 1 stitch marker, tapestry needle.

DIRECTIONS:

With smallest circular needle (sugg. 4 mm/US 6), cast on 96 stitches using the Long Tail Cast on Method. Place a marker and join without twisting to work in the round.

Ribbed Brim

Ribbing Round: * knit2, purl2; repeat from * to the end of round.

Repeat the Ribbing Round 9 more times.

Move marker 1 stitch to the right so that round begins between two last purl stitches.

Increase Rounds

Work pattern from Chart 1 or instructions below:

Round 1: * T3B, purl1, pfb, knit2, pfb, purl1, T3F; repeat from * to the end of round. (16 stitches increased; 112 stitches now on needle)

Round 2: * knit2, purl3, pfb, knit2, pfb, purl3, knit2; repeat from * to the end of round. (16 stitches increased; 128 stitches now on needle)

Cabled Body

Change to larger needles (sugg. 4.5 mm/US 7), begin with Round 1, work Cable pattern from Chart 2 or instructions below:

Round 1: * C4F, purl3, knit2, purl3, C4B; repeat from * to the end of round.

Round 2 and all even: knit the knits and purl the purls as you see them.

Round 3: * knit2, T4F, purl1, T3F, T4B, knit4, T4F, T3B, purl1, T4B, knit2; repeat from * to the end of round.

Round 5: * [knit2, purl2] twice, T4B, purl2, knit4, purl2, T4F, [purl2, knit2] twice; repeat from * to the end of round.

Round 7: * C4F, knit2, purl1, T3B, purl2, C4B, C4F, purl2, T3F, purl1, knit2, C4B; repeat from * to the end of round.

Round 9: * knit2, T4F, T3B, purl1, T4B, knit4, T4F, purl1, T3F, T4B, knit2; repeat from * to the end of round.

Round 11: * knit2, purl2, T4F, [purl2, knit2] twice, [knit2, purl2] twice, T4B, purl2, knit2; repeat from * to the end of round.

Round 13: * C4F, purl2, T3F, purl1, knit2, C4B, C4F, knit2, purl1, T3B, purl2, C4B; repeat from * to the end of round.

Round 15: * knit2, T4F, purl1, T3F, T4B, knit4, T4F, T3B, purl1, T4B, knit2; repeat from * to the end of round.

Round 17: * [knit2, purl2] twice, T4B, purl2, knit4, purl2, T4F, [purl2, knit2] twice; repeat from * to the end of round.

Round 19: * C4F, knit2, purl1, T3B, purl2, C4B, C4F, purl2, T3F, purl1, knit2, C4B; repeat from * to the end of round.

Round 21: * knit2, T4F, T3B, purl1, T4B, knit4, T4F, purl1, T3F, T4B, knit2; repeat from * to the end of round.

Round 23: * knit2, purl2, T4F, [purl2, knit2] twice, [knit2, purl2] twice, T4B, purl2, knit2; repeat from * to the end of round.

Round 25: * C4F, purl2, T3F, purl1, knit2, C4B, C4F, knit2, purl1, T3B, purl2, C4B; repeat from * to the end of round.

Round 27: * knit2, T4F, purl1, T3F, T4B, knit4, T4F, T3B, purl1, T4B, knit2; repeat from * to the end of round.

Round 29: * [knit2, purl2] twice, T4B, purl2, knit4, purl2, T4F, [purl2, knit2] twice; repeat from * to the end of round.

Crown shaping

Continue with Round 31, work pattern from Chart 2 or instructions below. When hat gets too small to work comfortably on 16-inch circular, switch to DPNs or long circulars, as you prefer.

Round 31: * C4F, knit2, purl1, T3B, purl2, C4B, C4F, purl2, T3F, purl1, knit2, C4B; repeat from * to the end of round.

Round 32: * knit6, purl1, knit2, p2tog, purl1, knit8, purl1, p2tog, knit2, purl1, knit6; repeat from * to the end of round.

Round 33: * knit2, T4F, k2tog, knit1, T4B, knit4, T4F, knit1, ssk, T4B, knit2; repeat from * to the end of round.

Round 34: knit the knits and purl the purls as you see them.

Round 35: * knit2, purl2, T4F, knit2, purl1, k2tog, knit2, ssk, purl1, knit2, T4B, purl2, knit2; repeat from * to the end of round.

Round 36: * knit2, purl4, [knit1, k2tog] twice, knit2, [ssk, knit1] twice, purl4, knit2; repeat from * to the end of round.

Round 37: * C4F, purl2, k2tog twice, knit2, ssk twice, purl2, C4B; repeat from * to the end of round.

Round 38: * knit4, purl2, k2tog, knit2, ssk, purl2, knit4; repeat from * to the end of round.

Round 39: * knit2, T4F, k2tog, ssk, T4B, knit2; repeat from * to the end of round.

Round 40: * knit2, purl2, knit1, ssk, k2tog, knit1, purl2, knit2; repeat from * to the end of round.

Round 41: * knit1, ssk, purl1, knit4, purl1, k2tog, knit1; repeat from * to the end of round.

Round 42: * knit1, ssk, knit4, k2tog, knit1; repeat from * to the end of round.










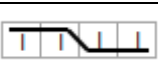

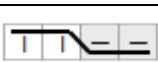
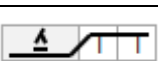

Round 43: * knit1, ssk, knit2, k2tog, knit1; repeat from * to the end of round.

Round 44: * knit1, ssk, k2tog, knit1; repeat from * to the end of round.

Round 45: * ssk, k2tog; repeat from * to the end of round.

Use tapestry needle to pull end through remaining stitches. Weave in ends.

LEGEND

	knit	Knit stitch
	purl	Purl stitch
	pfb	Purl into front and back of a stitch
	k2tog	Knit two stitches together
	SSK	Slip, Slip, Knit: Slip next stitch from left needle to right needle knitways. Slip next stitch the same way. Return both stitches to left needle in their new twisted positions and k2tog
	p2tog	Purl 2 together
	T3B	Slip 1 stitch to cable needle and hold in back. Knit 2 from left needle, purl 1 from cable needle.
	T3F	Slip 2 stitches to cable needle and hold in front. Purl 1 from left needle, knit 2 from cable needle.
	C4B	Slip 2 stitches to cable needle and hold in back. Knit 2 from left needle, knit 2 from cable needle.
	C4F	Slip 2 stitches to cable needle and hold in front. Knit 2 from left needle, knit 2 from cable needle.
	T4B	Slip 2 stitches to cable needle and hold in back. Knit 2 from left needle, purl 2 from cable needle.
	T4F	Slip 2 stitches to cable needle and hold in front. Purl 2 from left needle, knit 2 from cable needle.
	T4BD	Slip 2 stitches to cable needle and hold in back. Knit 2 from left needle, purl 2 together from cable needle.
	T4FD	Slip 2 stitches to cable needle and hold in front. Purl 2 together from left needle, knit 2 from cable needle.

CHARTS

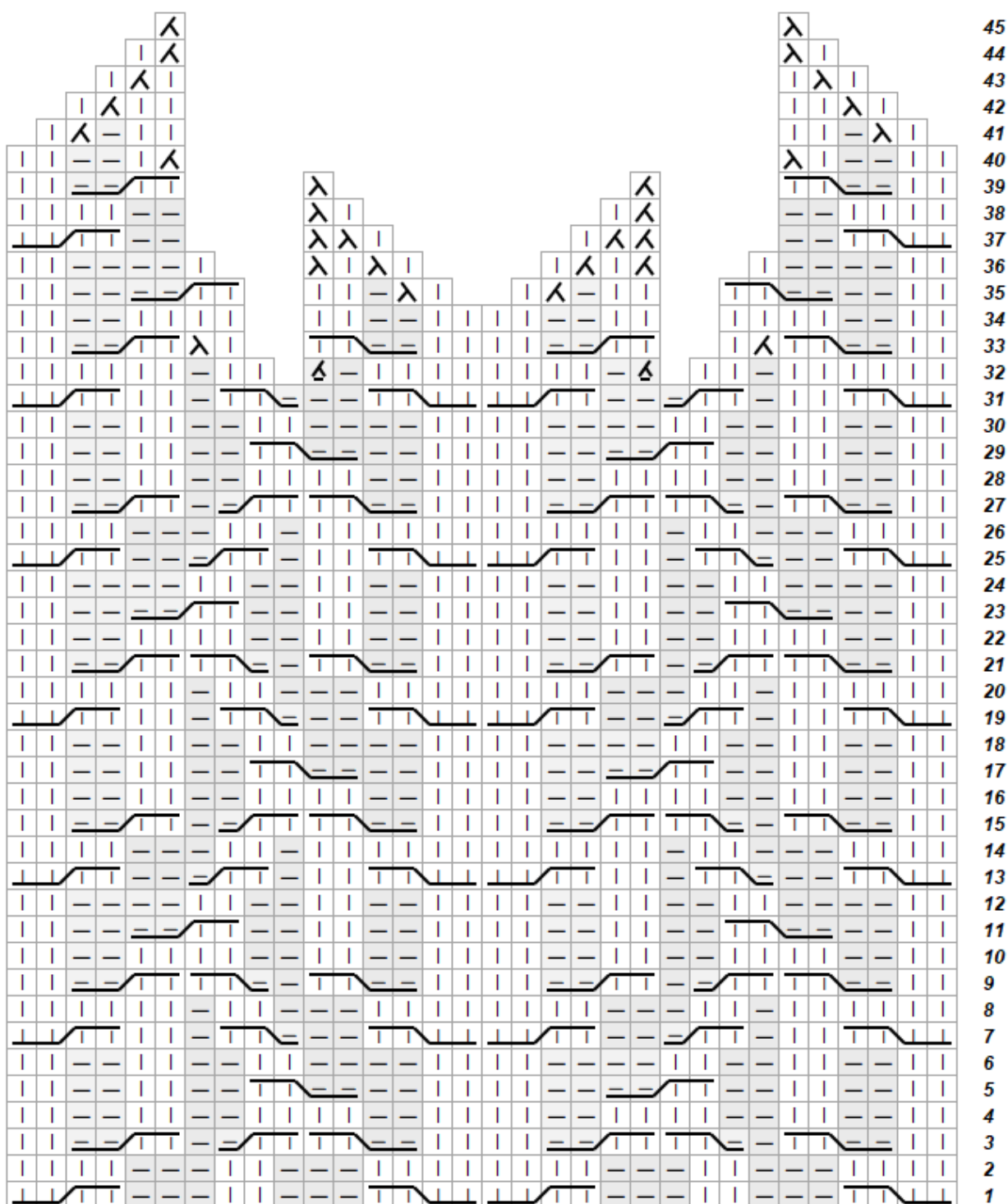


Chart 2

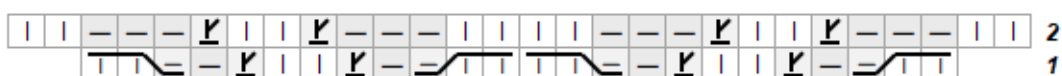


Chart 1