

# TRAILHEAD YARNS



**Naughty or Nice - written instruction**

# Naughty or Nice Calendar

by Samantha Van Noy

This shawl is designed to use tiny skeins featured in the Trailhead Yarns Naughty or Nice Yarn Calendar of 2021. It also works great for using up other mini skeins, scraps, gradient packs etc of your favorite Fingering Weight and sock yarns.

## Finished Measurements:

Varies based on charts used  
Approximately 24 x 98 inches

## Yarn:

Trailhead Yarns - Appalachian Trail, Fingering weight

## Shown:

Using Naughty or Nice Yarn Calendar 2021  
Naughty calendar  
24 X 64 yds – 15 grams

## Needles and Notions:

Size US 6 [4 mm] circular or straight needle  
Stitch markers  
Tapestry needle  
Blocking supplies

## Gauge:

22 sts and 29 rows = 4" in stockinette blocked  
note: gauge isn't critical however it will affect your yardage required. If you're a tight knitter go up a size and if you're a loose knitter go down a size.

This pattern is a bit of a recipe. The shawl is knit sideways on a bias with a small cable detail. Thirteen lace charts are included and you can mix and match. Repeat the ones you love and eliminate the ones you don't, make it your own.

**Cast on:** Cast on 141 using long tail cast on

knit 4 rows in garter stitch

Follow a chart with 12 to 14 pattern rows

## Transition between colours:

**row 1:** k, kfb, k, 1/1 RC, k to 7 sts before end of row, 1/1 RC, k2, k2tog, k

**row 2:** k4, p, knit to 5 sts before end of row, p, k4

Switch to next colour

**row 3:** k, kfb, k, 1/1 RC, k to 7 sts before EOR, 1/1 RC, k2, k2tog, k

**row 4:** k4, p, knit to 5 sts before end of row, p, k4

**row 5:** k, kfb, k, 1/1 RC, k to 7 sts before end of row, 1/1 RC, k2, k2tog, k

**row 6:** k4, p to 4 stitches before end of row, k4

## Lace sections:

Select and knit a lace section as charted

## Continuing:

Repeat transition and lace section the desired amount of time

## Final section:

after transition section continue by knitting a lace section with 12 to 14 pattern rows

knit 4 rows in garter stitch

cast off with a stretchy bind off.








## Finishing:

Weave in ends. Block to desired size.

## Abbreviations:

<b>k</b>	knit
<b>kfb</b>	knit front and back
<b>k2tog</b>	knit 2 together
<b>p</b>	purl
<b>RC</b>	right cable
<b>sts</b>	stitches
<b>ssk</b>	slip slip knit
<b>sk2p</b>	slip 1 knit wise, knit 2 together, pass slip stitch over knit 2 together
<b>s2kp2</b>	slip 2 stitches as if to knit 2 together, knit 1, pass 2 slip stitches over knit stitch

## Charts legend:

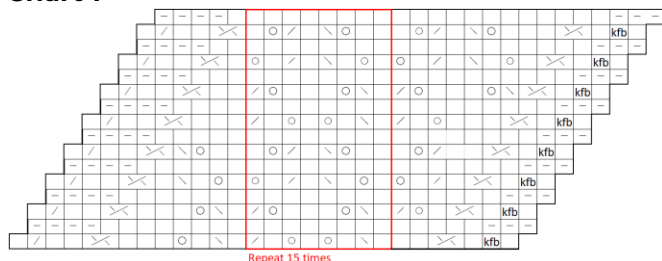
	SSK on RS
	K2tog on RS
	SK2P on RS
	S2KP2 on RS
	yarn over
	P on RS, k on WS
	2-st RC (RT) - Sl 1 st to cn and hold to back, k1, k1 from cn

# Naughty or Nice Calendar

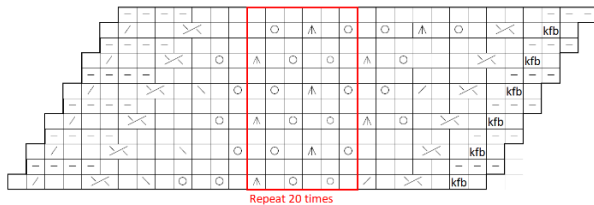
by Samantha Van Noy

We thought we would provide a written version of our selected charts to help people to learn how to read charts. We hope this helps?

**Chart 1**



- Row 1:** K, kfb, k, 2-st RC, k2, \* k, ssk, k, yarn over, k, yarn over, k, k2tog \* repeat 15 times, k, ssk, k, yarn over, k3, 2-st RC, k2, k2tog, k
- Row 2:** k4, p to last 3 stitches, k3
- Row 3:** K, kfb, k, 2-st RC, k, yarn over, k2tog, \* k, ssk, yarn over, k3, yarn over, k2tog \* repeat 15 times, k, ssk, yarn over, k3, 2-st RC, k2, k2tog, k
- Row 4:** k4, p to last 3 stitches, k3
- Row 5:** K, kfb, k, 2-st RC, k, k2tog, k, yarn over, \* k, yarn over, k, ssk, k, k2tog, k, yarn over \* repeat 15 times, k, yarn over, k, ssk, k, 2-st RC, k2, k2tog, k
- Row 6:** k4, p to last 3 stitches, k3
- Row 7:** K, kfb, k, 2-st RC, k2, k2tog, yarn over, k, \* k2, yarn over, ssk, k, k2tog, yarn over, k \* repeat 15 times, k2, yarn over, ssk, 2-st RC, k2, k2tog, k
- Row 8:** k4, p to last 3 stitches, k3
- Row 9:** K, kfb, k, 2-st RC, k3, yarn over, k, k2tog, \* k, ssk, k, yarn over, k, yarn over, k, k2tog \* repeat 15 times, k3, 2-st RC, k2, k2tog, k
- Row 10:** k4, p to last 3 stitches, k3
- Row 11:** K, kfb, k, 2-st RC, ssk, yarn over, k3, yarn over, k2tog, \* k, ssk, yarn over, k3, yarn over, k2tog \* repeat 15 times, k2, 2-st RC, k2, k2tog, k
- Row 12:** k4, p to last 3 stitches, k3
- Row 13:** K, kfb, k, 2-st RC, k, yarn over, k, ssk, k, k2tog, k, yarn over, \* k, yarn over, k, ssk, k, k2tog, k, yarn over \* repeat 15 times, k, 2-st RC, k2, k2tog, k
- Row 14:** k4, p to last 3 stitches, k3
- Row 15:** K, kfb, k, 2-st RC, k3, yarn over, ssk, k, k2tog, yarn over, k \* k2, yarn over, ssk, k, k2tog, yarn over, k \* repeat 15 times, 2-st RC, k2, k2tog, k
- Row 16:** k4, p to last 3 stitches, k3

**Chart 2**

**Row 1:** k, kfb, k, 2-st RC, k, k2tog \* k, yarn over, k, yarn over, k, s2kp2, \* repeat 20 times, k, yarn over, k, yarn over, ssk, k, 2-st RC, k2, k2tog, k

**Row 2:** k4, p to last 3 stitches, k3

**Row 3:** K, kfb, k, 2-st RC, k3 \* yarn over, k, s2kp2, k, yarn over, k, \* repeat 20 times, yarn over, k2, ssk, k2, 2-st RC, k2, k2tog, k

**Row 4:** k4, p to last 3 stitches, k3

**Row 5:** K, kfb, k, 2-st RC, k, yarn over, k, s2kp2, \* k, yarn over, k, yarn over, k, s2kp2 \* repeat 20 times, k, yarn over, k3, 2-st RC, k2, k2tog, k

**Row 6:** k4, p to last 3 stitches, k3

**Row 7:** K, kfb, k, 2-st RC, k, k2tog, k, yarn over, k \* yarn over, k, s2kp2, k, yarn over, k \* repeat 20 times, yarn over, k, ssk, k, 2-st RC, k2, k2tog, k

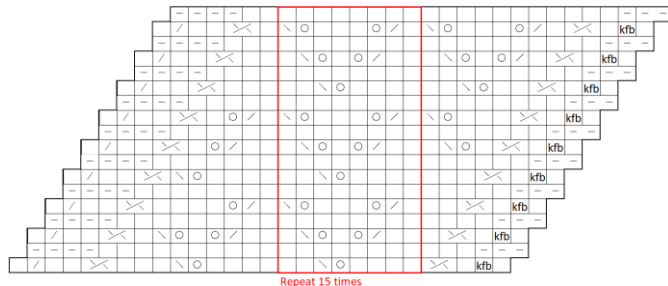
**Row 8:** k4, p to last 3 stitches, k3

**Row 9:** K, kfb, k, 2-st RC, k3, yarn over, k, s2kp2, \* k, yarn over, k, yarn over, k, s2kp2 \* repeat 20 times, k, yarn over, k, 2-st RC, k2, k2tog, k

**Row 10:** k4, p to last 3 stitches, k3

**Row 11:** K, kfb, k, 2-st RC, k, yarn over, k, s2kp2, k, yarn over, k \* yarn over, k, s2kp2, k, yarn over, k \* repeat 20 times, k2, 2-st RC, k2, k2tog, k

**Row 12:** k4, p to last 3 stitches, k3

**Chart 3**

**Row 1:** K, kfb, k, 2-st RC \* k4, yarn over, ssk, k2, \* repeat 15 times, k4, yarn over, ssk, k3, 2-st RC, k2, k2tog, k

**Row 2:** k4, p to last 3 stitches, k3

**Row 3:** K, kfb, k, 2-st RC, k \* k2, k2tog, yarn over, k, yarn over, ssk, k, \* repeat 15 times, k2, k2tog, yarn over, k, yarn over, ssk, k, 2-st RC, k2, k2tog, k

**Row 4:** k4, p to last 3 stitches, k3

**Row 5:** K, kfb, k, 2-st RC, k2 \* k, k2tog, yarn over, k3, yarn over, ssk, \* repeat 15 times, k, k2tog, yarn over, k4, 2-st RC, k2, k2tog, k

**Row 6:** k4, p to last 3 stitches, k3

**Row 7:** K, kfb, k, 2-st RC, k 3, \* k4, yarn over, ssk, k2 \* repeat 15 times, k4, yarn over, ssk, 2-st RC, k2, k2tog, k

**Row 8:** k4, p to last 3 stitches, k3

**Row 9:** K, kfb, k, 2-st RC, k, yarn over, ssk, k, \* k2, k2tog, yarn over, k, yarn over, ssk, k \* repeat 15 times, k2, k2tog, yarn over, k, 2-st RC, k2, k2tog, k

**Row 10:** k4, p to last 3 stitches, k3

**Row 11:** K, kfb, k, 2-st RC, k3, yarn over, ssk, \* k, k2tog, yarn over, k3, yarn over, ssk \* repeat 15 times, k, k2tog, yarn over, k, 2-st RC, k2, k2tog, k

**Row 12:** k4, p to last 3 stitches, k3

**Row 13:** K, kfb, k, 2-st RC, k2, yarn over, ssk, k2, \* k4, yarn over, ssk, k2 \* repeat 15 times, k3 2-st RC, k2, k2tog, k

**Row 14:** k4, p to last 3 stitches, k3

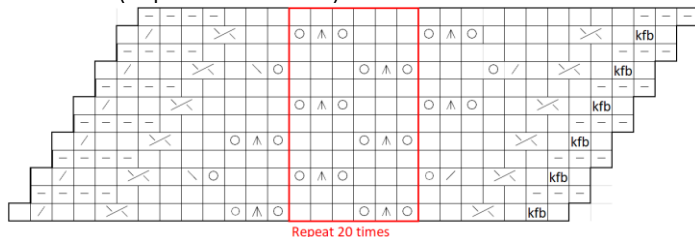
**Row 15:** K, kfb, k, 2-st RC, k, k2tog, yarn over, k, yarn over, ssk, k, \* k2, k2tog, yarn over, k, yarn over, ssk, k \* repeat 15 times, k2, 2-st RC, k2, k2tog, k

**Row 16:** k4, p to last 3 stitches, k3

**Row 17:** K, kfb, k, 2-st RC, k, k2tog, yarn over, k3, yarn over, ssk, \* k, k2tog, yarn over, k3, yarn over, ssk \* repeat 15 times, k, 2-st RC, k2, k2tog, k

**Row 18:** k4, p to last 3 stitches, k3

**Chart 4** (repeat 1.5 times)



**Row 1:** K, kfb, k, 2-st RC, k2, \* yarn over, s2kp2, yarn over, k3 \* repeat 20 times, yarn over, s2kp2, yarn over, k4, 2-st RC, k2, k2tog, k

**Row 2:** k4, p to last 3 stitches, k3

**Row 3:** K, kfb, k, 2-st RC, k, k2tog, yarn over, \* k3, yarn over, s2kp2, yarn over \* repeat 20 times, k3, yarn over, ssk, k, 2-st RC, k2, k2tog, k

**Row 4:** k4, p to last 3 stitches, k3

**Row 5:** K, kfb, k, 2-st RC, k4 \* yarn over, s2kp2, yarn over, k3 \* repeat 20 times, yarn over, s2kp2, yarn over, k2, 2-st RC, k2, k2tog, k

**Row 6:** k4, p to last 3 stitches, k3

**Row 7:** K, kfb, k, 2-st RC, k2, yarn over, s2kp2, yarn over, \* k3, yarn over, s2kp2, yarn over \* repeat 20 times, k4, 2-st RC, k2, k2tog, k

**Row 8:** k4, p to last 3 stitches, k3

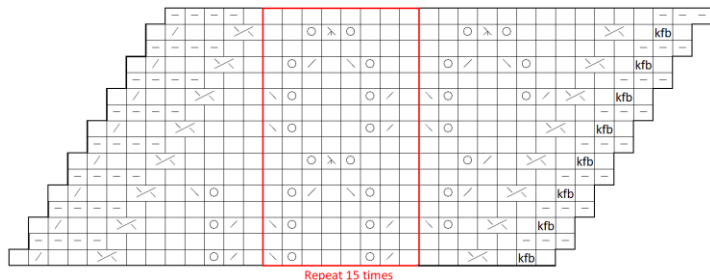
**Row 9:** K, kfb, k, 2-st RC, k, k2tog, yarn over, k3, \* yarn over, s2kp2, yarn over, k3 \* repeat 20 times, yarn over, ssk, k, 2-st RC, k2, k2tog, k

**Row 10:** k4, p to last 3 stitches, k3

**Row 11:** K, kfb, k, 2-st RC, k4 yarn over, s2kp2, yarn over, \* k3, yarn over, s2kp2, yarn over \* repeat 20 times, k2, 2-st RC, k2, k2tog, k

**Row 12:** k4, p to last 3 stitches, k3

**Row 13 to Row 18** repeat **Row 1** to **Row 6**

**Chart 5**

Repeat 15 times

**Row 1:** K, kfb, k, 2-st RC, k2 \* k, k2tog, yarn over, k3, yarn over, ssk \* repeat 15 times, k, k2tog, yarn over, k4, 2-st RC, k2, k2tog, k

**Row 2:** k4, p to last 3 stitches, k3

**Row 3:** K, kfb, k, 2-st RC, k, yarn over, ssk, \* k, k2tog, yarn over, k3, yarn over, ssk \* repeat 15 times, k, k2tog, yarn over, k3, 2-st RC, k2, k2tog, k

**Row 4:** k4, p to last 3 stitches, k3

**Row 5:** K, kfb, k, 2-st RC, k k2tog, yarn over, k, \* k2, yarn over, ssk, k, k2tog, yarn over, k \* repeat 15 times, k2, yarn over, ssk, k, 2-st RC, k2, k2tog, k

**Row 6:** k4, p to last 3 stitches, k3

**Row 7:** K, kfb, k, 2-st RC, k, k2tog, yarn over, k2, \* k3, yarn over, sk2p, yarn over, k2 \* repeat 15 times, k4, 2-st RC, k2, k2tog, k

**Row 8:** k4, p to last 3 stitches, k3

**Row 9:** K, kfb, k, 2-st RC, k4, yarn over, ssk, \* k, k2tog, yarn over, k3, yarn over, ssk \* repeat 15 times, k3, 2-st RC, k2, k2tog, k

**Row 10:** k4, p to last 3 stitches, k3

**Row 11:** K, kfb, k, 2-st RC, k2tog, yarn over, k3, yarn over, ss,k \* k, k2tog, yarn over, k3, yarn over, ssk \* repeat 15 times, k2, 2-st RC, k2, k2tog, k

**Row 12:** k4, p to last 3 stitches, k3

**Row 13:** K, kfb, k, 2-st RC, k2, yarn over, ssk, k, k2tog, yarn over, k, \* k2, yarn over, ssk, k, k2tog, yarn over, k \* repeat 15 times, k, 2-st RC, k2, k2tog, k

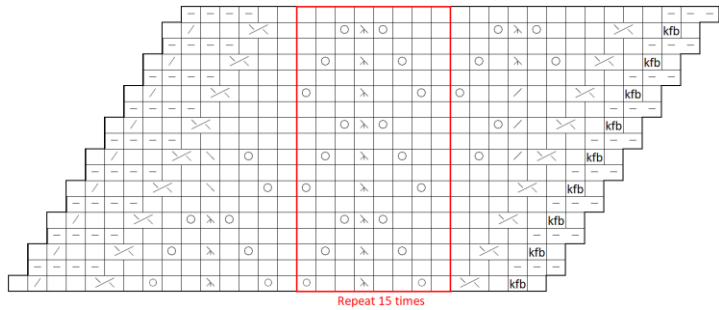
**Row 14:** k4, p to last 3 stitches, k3

**Row 15:** K, kfb, k, 2-st RC, k4, yarn over, sk2p, yarn over, k2, \* k3, yarn over, sk2p, yarn over, k2 \* repeat 15 times, 2-st RC, k2, k2tog, k

**Row 16:** k4, p to last 3 stitches, k3



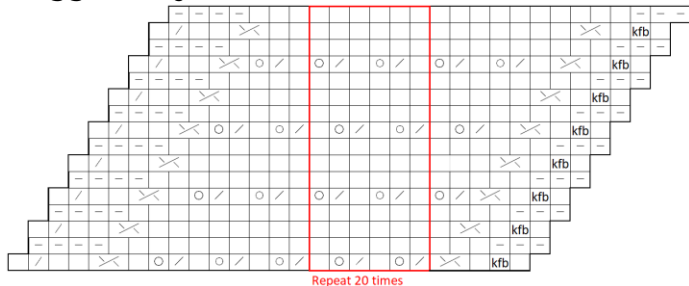
## Fishtail lace



- Row 1:** K, kfb, k, 2-st RC \* k, yarn over, k2, sk2p, k2, yarn over, \* repeat 15 times, k, yarn over, k2, sk2p, k2, yarn over, k, 2-st RC, k2, k2tog, k
- Row 2:** k4, p to last 3 stitches, k3
- Row 3:** K, kfb, k, 2-st RC, k \* k2, yarn over, k, sk2p, k, yarn over, k, \* repeat 15 times, k2, yarn over, k, sk2p, k, yarn over, k, 2-st RC, k2, k2tog, k
- Row 4:** k4, p to last 3 stitches, k3
- Row 5:** K, kfb, k, 2-st RC, k2 \* k3, yarn over, sk2p, yarn over, k2, \* repeat 15 times, k3, yarn over, sk2p, yarn over, k, 2-st RC, k2, k2tog, k
- Row 6:** k4, p to last 3 stitches, k3
- Row 7:** K, kfb, k, 2-st RC, k3 \* k, yarn over, k2, sk2p, k2, yarn over, \* repeat 15 times, k, yarn over, k2, ssk, k, 2-st RC, k2, k2tog, k
- Row 8:** k4, p to last 3 stitches, k3
- Row 9:** K, kfb, k, 2-st RC, k2tog, k, yarn over, k, \* k2, yarn over, k, sk2p, k, yarn over, k \* repeat 15 times, k2, yarn over, k, ssk, 2-st RC, k2, k2tog, k
- Row 10:** k4, p to last 3 stitches, k3
- Row 11:** K, kfb, k, 2-st RC, k, k2tog, yarn over, k2, \* k3, yarn over, sk2p, yarn over, k2 \* repeat 15 times, k4, 2-st RC, k2, k2tog, k
- Row 12:** k4, p to last 3 stitches, k3
- Row 13:** K, kfb, k, 2-st RC, k2, k2tog, k2, yarn over, \* k, yarn over, k2, sk2p, k2, yarn over \* repeat 15 times, k3, 2-st RC, k2, k2tog, k
- Row 14:** k4, p to last 3 stitches, k3
- Row 15:** K, kfb, k, 2-st RC, k, yarn over, k, sk2p, k, yarn over, k, \* k2, yarn over, sk2p, k, yarn over, k \* repeat 15 times, k2, 2-st RC, k2, k2tog, k
- Row 16:** k4, p to last 3 stitches, k3
- Row 17:** K, kfb, k, 2-st RC, k3, yarn over, sk2p, yarn over, k2, \* k3, yarn over, sk2p, yarn over, k2 \* repeat 15 times, k, 2-st RC, k2, k2tog, k
- Row 18:** k4, p to last 3 stitches, k3



## Staggered Eyelet



**Row 1:** K, kfb, k, 2-st RC \* k2tog, yarn over, k, k2tog, yarn over, k, \* repeat 20 times, k2tog, yarn over, k, k2tog, yarn over, k, k2tog, yarn over, k, 2-st RC, k2, k2tog, k

**Row 2:** k4, p to last 3 stitches, k3

**Row 3:** K, kfb, k, 2-st RC, k to last 7 stitches, 2-st RC, k2, k2tog, k

**Row 4:** k4, p to last 3 stitches, k3

**Row 5:** K, kfb, k, 2-st RC, k2tog, yarn over \* k, k2tog, yarn over, k, k2tog, yarn over, \* repeat 20 times, k, k2tog, yarn over, k, k2tog, yarn over, k, 2-st RC, k2, k2tog, k

**Row 6:** k4, p to last 3 stitches, k3

**Row 7:** K, kfb, k, 2-st RC, k to last 7 stitches, 2-st RC, k2, k2tog, k

**Row 8:** k4, p to last 3 stitches, k3

**Row 9:** K, kfb, k, 2-st RC, k, k2tog, yarn over, k, \* k2tog, yarn over, k, k2tog, yarn over, k \* repeat 20 times, k2tog, yarn over, k, k2tog, yarn over, 2-st RC, k2, k2tog, k

**Row 10:** k4, p to last 3 stitches, k3

**Row 11:** K, kfb, k, 2-st RC, k to last 7 stitches, 2-st RC, k2, k2tog, k

**Row 12:** k4, p to last 3 stitches, k3

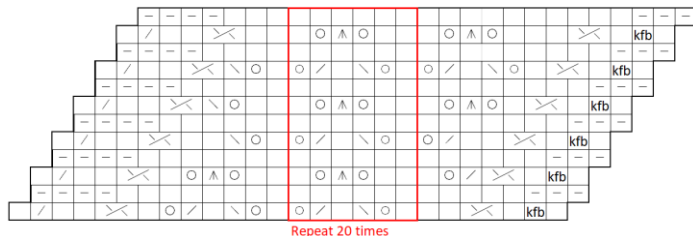
**Row 13:** K, kfb, k, 2-st RC, k, k2tog, yarn over, k, k2tog, yarn over, \* k, k2tog, yarn over, k, k2tog, yarn over \* repeat 20 times, k, k2tog, yarn over, 2-st RC, k2, k2tog, k

**Row 14:** k4, p to last 3 stitches, k3

**Row 15:** K, kfb, k, 2-st RC, k to last 7 stitches, 2-st RC, k2, k2tog, k

**Row 16:** k4, p to last 3 stitches, k3

## Little Arrowhead



Repeat 20 times

**Row 1:** K, kfb, k, 2-st RC, k2 \* k, yarn over, ssk, k, k2tog, yarn over, \* repeat 20 times, k, yarn over, ssk, k, k2tog, yarn over, k, 2-st RC, k2, k2tog, k

**Row 2:** k4, p to last 3 stitches, k3

**Row 3:** K, kfb, k, 2-st RC, k2tog, yarn over, k \* k2, yarn over, s2kp2, yarn over, k, \* repeat 20 times, k2, yarn over, s2kp2, yarn over, k, 2-st RC, k2, k2tog, k

**Row 4:** k4, p to last 3 stitches, k3

**Row 5:** K, kfb, k, 2-st RC, k2, k2tog, yarn over \* k, yarn over, ssk, k, k2tog, yarn over, \* repeat 20 times, k, yarn over, ssk, k2, 2-st RC, k2, k2tog, k

**Row 6:** k4, p to last 3 stitches, k3

**Row 7:** K, kfb, k, 2-st RC, k, yarn over, s2kp2, yarn over, k, \* k2, yarn over, s2kp2, yarn over, k \* repeat 20 times, k2, yarn over, ssk, 2-st RC, k2, k2tog, k

**Row 8:** k4, p to last 3 stitches, k3

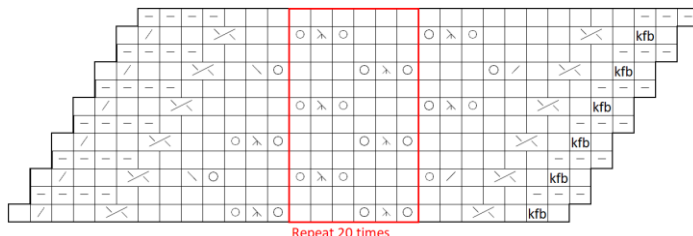
**Row 9:** K, kfb, k, 2-st RC, k, yarn over, ssk, k, k2tog, yarn over, \* k, yarn over, ssk, k, k2tog, yarn over \* repeat 20 times, k, yarn over, ssk, 2-st RC, k2, k2tog, k

**Row 10:** k4, p to last 3 stitches, k3

**Row 11:** K, kfb, k, 2-st RC, k3, yarn over, s2kp2, yarn over, k, \* k2, yarn over, s2kp2, yarn over, k \* k2, 2-st RC, k2, k2tog, k

**Row 12:** k4, p to last 3 stitches, k3

## Trellis Lace



Repeat 20 times

**Row 1:** K, kfb, k, 2-st RC, k2, \* yarn over, sk2p, yarn over, k3 \* repeat 20 times, yarn over, sk2p, yarn over, k4, 2-st RC, k2, k2tog, k

**Row 2:** k4, p to last 3 stitches, k3

**Row 3:** K, kfb, k, 2-st RC, k, k2tog, yarn over, \* k3, yarn over, sk2p, yarn over \* repeat 20 times, k3, yarn over, ssk, k, 2-st RC, k2, k2tog, k

**Row 4:** k4, p to last 3 stitches, k3

**Row 5:** K, kfb, k, 2-st RC, k4, \* yarn over, sk2p, yarn over, k3 \* repeat 20 times, yarn over, sk2p, yarn over, k2, 2-st RC, k2, k2tog, k

**Row 6:** k4, p to last 3 stitches, k3

**Row 7:** K, kfb, k, 2-st RC, k2, yarn over, sk2p, yarn over, \* k3, yarn over, sk2p, yarn over \* repeat 20 times, k4, 2-st RC, k2, k2tog, k

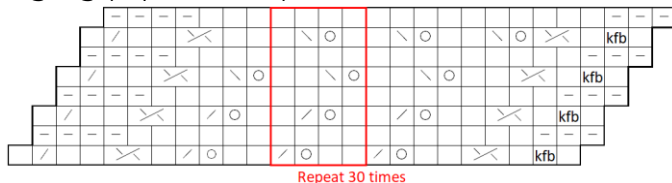
**Row 8:** k4, p to last 3 stitches, k3

**Row 9:** K, kfb, k, 2-st RC, k, k2tog, yarn over, k3, \* yarn over, sk2p, yarn over, k3 \* repeat 20 times, yarn over, ssk, k, 2-st RC, k2, k2tog, k

**Row 10:** k4, p to last 3 stitches, k3

**Row 11:** K, kfb, k, 2-st RC, k4, yarn over, sk2p, yarn over, \* k3, yarn over, sk2p, yarn over \* repeat 20 times, k2, 2-st RC, k2, k2tog, k

**Row 12:** k4, p to last 3 stitches, k3

**Zigzag** (repeat twice)

Repeat 30 times

**Row 1:** K, kfb, k, 2-st RC, k2, yarn over, k2tog, \* k2, yarn over, k2tog \* repeat 30 times, k2, yarn over, k2tog, k, 2-st RC, k2, k2tog, k

**Row 2:** k4, p to last 3 stitches, k3

**Row 3:** k, kfb, k, 2-st RC, k2, yarn over, k2tog, k, \* k, yarn over, k2tog, k \* repeat 30 times, k, yarn over, k2tog, k, 2-st RC, k2, k2tog, k

**Row 4:** k4, p to last 3 stitches, k3

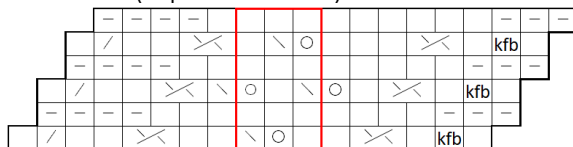
**Row 5:** k, kfb, k, 2-st RC, k2, yarn over, ssk, k2, \* yarn over, ssk, k2 \* repeat 30 times, yarn over, ssk, k, 2-st RC, k2, k2tog, k

**Row 6:** k4, p to last 3 stitches, k3

**Row 7:** k, kfb, k, 2-st RC, yarn over, ssk, k2, yarn over, ssk, k, \* k, yarn over, ssk, k \* repeat 30 times, k2, 2-st RC, k2, k2tog, k

**Row 8:** k4, p to last 3 stitches, k3

**Row 9 to Row 16** repeat **Row 1** to **Row 8** one more time

**Left lean** (repeat 3 times)

Repeat 42 times

**Row 1:** K, kfb, k, 2-st RC, k, \* k, yarn over, ssk, \* repeat 42 times, k2, 2-st RC, k2, k2tog, k

**Row 2:** k4, p to last 3 stitches, k3

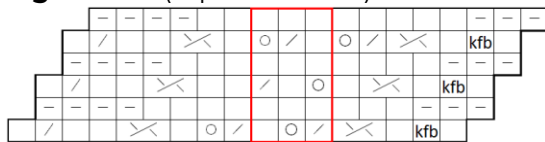
**Row 3:** K, kfb, k, 2-st RC, k, yarn over, \* ssk, k, yarn over \* repeat 42 times, ssk, 2-st RC, k2, k2tog, k

**Row 4:** k4, p to last 3 stitches, k3

**Row 5:** K, kfb, k, 2-st RC, k3 \* yarn over, ssk, k, \* repeat 42 times, 2-st RC, k2, k2tog, k

**Row 6:** k4, p to last 3 stitches, k3

**Row 7 to Row 18** repeat **Row 1** to **Row 6** two more times

**Right Lean** (repeat 3 times)

Repeat 42 times

**Row 1:** K, kfb, k, 2-st RC \* k2tog, yarn over, k, \* repeat 42 times, k2tog, yarn over, k, 2-st RC, k2, k2tog, k

**Row 2:** k4, p to last 3 stitches, k3

**Row 3:** K, kfb, k, 2-st RC, k \* yarn over, k, k2tog, \* repeat 42 times, k2, 2-st RC, k2, k2tog, k

**Row 4:** k4, p to last 3 stitches, k3

**Row 5:** K, kfb, k, 2-st RC, k2tog, yarn over, \* k, k2tog, yarn over \* repeat 42 times, k, 2-st RC, k2, k2tog, k

**Row 6:** k4, p to last 3 stitches, k3

**Row 7 to Row 18** repeat **Row 1** to **Row 6** two more times