

wöldten

📄 ravelry.com/designers/woldten

✉ ona.woldten@gmail.com

f www.facebook.com/woldten

📷 @woldten



PATTERN NAME:

LINDAL SJAL

The Líndal Sjal is part of my Lindal Collection. This collection focuses on short-row knitting techniques and highlights the way color uniquely pools within the shapes of the designs, which are well suited to self-stripping and gradient yarns.

DESCRIPTION:

LINDAL: Pronounced LIHND AHL. From Old English “Lindell”; place name, meaning “linden tree valley” or “lime tree valley”. The lime tree, or linden (Tilia) was considered a sacred tree.

REFERENCES:

- 📖 J.R.R. Tolkien poem published 1925, “*Light as Leaf on Lindentree*”
- 📖 Hermann Hesse 1912 fairy tale, “*The Three Linden Trees*”
- 📖 Proust’s “*In Search of Lost Time*” lime-blossom tea
- 📖 Wilhelm Muller’s *Winterreise* poems “*Der Lindenbaum*”

EXPERIENCE LEVEL:

ADVANCED: Recommended for experienced knitters, but written for the adventurous novice.

GAUGE:

GARTER STITCH: Measured using No. 7: 4.50mm (US 7) needles: 16 sts and 40 rows to 10 cm (4”)

SIZES:

ONE SIZE: Variable with yarn selection, gauge, and needle size.

FINISHED MEASUREMENTS [FLAT]: BLOCKED

WIDTH: A/C 50 cm (20”), B/D 25 cm (10”)
LENGTH: 304 cm (120”)

MATERIALS:

NEEDLES:

No. 7: 4.50mm (US 7) 1 - 60” circular or larger

SUGGESTED YARNS / QTY FOR VARIATIONS A/C OR B/D:

JUNCTION FIBER MILL: MAKING TRACKS DK
Description: Hand-dyed, marled and variegated 2-ply yarn
Content: 100% American Falkland Wool
Yardage/Skein: 100g/192m/210yds

A/C: 438g/842m/920yds [5 skeins]
B/D: 290g/557m/609yds [3 skeins]

NOTIONS:

STITCH MARKERS: 24

TAPESTRY NEEDLE: 1

Sample shown in Junction Fiber Mill yarn; Making Tracks DK, “Seaglass”, MC: 326g/626m/685yds and Farm Fresh, North Country Cheviot, Natural White, CC: 112g/215m/235yds

LINDAL SJAL

SJAL INSTRUCTIONS - VARIATION A:

MC: Main Color used for trim edge and shapes, noted in plain text.

CC: *Contrast Color used for line work, noted in bolded italic text.*

MC: Using No. 7: 4.50mm (US7) needles, and long-tail cast-on method; CO 405sts.

Ws: k405 with stitch marker placement as follows; k26, pm **[M1L]**, k6, pm **[M2L]**, k8, pm **[M3L]**, k10, pm **[M4L]**, k12, pm **[M5L]**, k14, pm **[M6L]**, k16, pm **[M7L]**, k18, pm **[M8L]**, k20, pm **[M9L]**, k22, pm **[M10L]**, k24, pm **[M11L]**, k26, pm **[M12L]**, k1, pm **[M12R]**, k26, pm **[M11R]**, k24, pm **[M10R]**, k22, pm **[M9R]**, k20, pm **[M8R]**, k18, pm **[M7R]**, k16, pm **[M6R]**, k14, pm **[M5R]**, k12, pm **[M4R]**, k10, pm **[M3R]**, k8, pm **[M2R]**, k6, pm **[M1R]**, k26 to end.

CC:

Rs: *sl6pw, k393 to last 6sts, w+t.*

Ws: *k393, w+t.*

MC [Shape 1]

Rs: sl4pw, k385 to last 10sts, w+t.

Ws: k20, w+t.

Rs: k16, w+t.

Ws: k14, w+t.

Rs: k11, w+t.

Ws: k9 (to **M1L**), w+t.

Rs: k6, w+t.

Ws: k375 to last 10sts (16st past **M1R**), w+t.

Rs: sl4pw, k16, w+t.

Ws: k16, w+t.

Rs: sl3pw, k11, w+t.

Ws: k11, w+t.

Rs: sl3pw, k6 (to **M1R**), w+t.

Ws: k6, w+t.

CC:

Rs: *sl2pw, k361 (4st past **M1L**), w+t.*

Ws: *k361, w+t.*

MC [Shape 2]

Rs: sl2pw, k357 (2st past **M1L**), w+t.

[Ws: k6, w+t. Rs: k4, w+t.] 4 times (ending at **M2L**).

Ws: k347 (to **M1R**), w+t. 1 2 3 4

[Rs: k6, w+t. Ws: k4, w+t.] 3 times (ending at **M2R**).

Rs: k6, w+t. 1 2 3

Ws: k14, w+t.

CC:

Rs: *sl3pw, k351 (5st past **M2L**), w+t.*

Ws: *k351, w+t.*

MC [Shape 3]

Rs: sl3pw, k345 (2st past **M2L**), w+t.

[Ws: k8, w+t. Rs: k6, w+t.] 5 times (ending at **M3L**).

Ws: k333 (to **M2R**), w+t. 1 2 3 4 5

[Rs: k8, w+t. Ws: k6, w+t.] 4 times (ending at **M3R**).

Rs: k8, w+t. 1 2 3 4

Ws: k18, w+t.

CC:

Rs: *sl4pw, k337 (6st past **M3L**), w+t.*

Ws: *k337, w+t.*

MC [Shape 4]

Rs: sl4pw, k329 (2st past **M3L**), w+t.

[Ws: k10, w+t. Rs: k8, w+t.] 6 times (ending at **M4L**).

Ws: k315 (to **M3R**), w+t. 1 2 3 4 5 6

[Rs: k10, w+t. Ws: k8, w+t.] 5 times (ending at **M4R**).

Rs: k10, w+t. 1 2 3 4 5

Ws: k22, w+t.

CC:

Rs: *sl5pw, k319 (7st past **M4L**), w+t.*

Ws: *k319, w+t.*

ADDITIONAL NOTES:

Ends: The nature of this design requires a lot of slipping stitches to move the design towards the center and/or back out again depending on which variation you choose to knit. Because of this, you could need to sew in a number of ends after the piece is complete. You may, however, choose to sew the ends in as you go. For each MC and CC section, you could break the yarn and then pick it back up again for the next section of that color. As you start each section, you can carry the yarn tail as you knit, in the same manner you would use for colorwork to catch long floats. If you intend to mirror your colors across the width for variation A or C, you may want to create small bobbin windings for each color, then leave those windings separated at the end of each section until you need to pick it back up again. This method will give you less ends to weave in after the piece is complete, but will involve some fussiness working the wrap and turn sections so as not to tangle all your threads. I like to use small bags to contain the yarn when not in use. The ends will only be an issue on the right side of the work where you will be picking up new colors. On the left, you will only be working wrap and turn sections and not adding new colors.

Stitch Markers: Stitch markers are identified as either being **R** or **L** depending on if they are positioned to the **R**ight or **L**eft of center when looking at the garment from the front. All are measured from distance to center stitch. If you own colored stitch markers or unique stitch markers, and can choose different ones for each of the markers, it will make finding your location that much faster and allow you to skip some counting. I like to work with mirrored colors knowing that an **M1R** is located at the same distance from center as an **M1L**.

LINDAL SJAL

SJAL INSTRUCTIONS - VARIATION A. CONTINUED:

MC [Shape 5]

Rs: sl5pw, k309 (2st past **M4L**), w+t.[Ws: k12, w+t. Rs: k10, w+t.] 7 times (ending at **M5L**).Ws: k293 (to **M4R**), w+t.

1	2	3	4	5	6	7
---	---	---	---	---	---	---

[Rs: k12, w+t. Ws: k10, w+t.] 6 times (ending at **M5R**).Rs: k12, w+t.

1	2	3	4	5	6
---	---	---	---	---	---

Ws: k26, w+t.

CC:

Rs: *sl6pw, k297 (8st past **M5L**), w+t.*Ws: *k297, w+t.*

MC [Shape 6]

Rs: sl6pw, k285 (2st past **M5L**), w+t.[Ws: k14, w+t. Rs: k12, w+t.] 8 times (ending at **M6L**).Ws: k267 (to **M5R**), w+t.

1	2	3	4	5	6	7	8
---	---	---	---	---	---	---	---

[Rs: k14, w+t. Ws: k12, w+t.] 7 times (ending at **M6R**).Rs: k14, w+t.

1	2	3	4	5	6	7
---	---	---	---	---	---	---

Ws: k30, w+t.

CC:

Rs: *sl7pw, k271 (9st past **M6L**), w+t.*Ws: *k271, w+t.*

MC [Shape 7]

Rs: sl7pw, k257 (2st past **M6L**), w+t.[Ws: k16, w+t. Rs: k14, w+t.] 9 times (ending at **M7L**).Ws: k237 (to **M6R**), w+t.

1	2	3	4	5	6	7	8	9
---	---	---	---	---	---	---	---	---

[Rs: k16, w+t. Ws: k14, w+t.] 8 times (ending at **M7R**).Rs: k16, w+t.

1	2	3	4	5	6	7	8
---	---	---	---	---	---	---	---

Ws: k34, w+t.

CC:

Rs: *sl8pw, k241 (10st past **M7L**), w+t.*Ws: *k241, w+t.*

MC [Shape 8]

Rs: sl8pw, k225 (2st past **M7L**), w+t.[Ws: k18, w+t. Rs: k16, w+t.] 10 times (ending at **M8L**).Ws: k203 (to **M7R**), w+t.

1	2	3	4	5	6	7	8	9	10
---	---	---	---	---	---	---	---	---	----

[Rs: k18, w+t. Ws: k16, w+t.] 9 times (ending at **M8R**).

1	2	3	4	5	6	7	8	9
---	---	---	---	---	---	---	---	---

Rs: k18, w+t.

Ws: k38, w+t.

CC:

Rs: *sl9pw, k207 (11st past **M8L**), w+t.*Ws: *k207, w+t.*

MC [Shape 9]

Rs: sl9pw, k189 (2st past **M8L**), w+t.[Ws: k20, w+t. Rs: k18, w+t.] 11 times (ending at **M9L**).Ws: k165 (to **M8R**), w+t.

1	2	3	4	5	6	7	8	9	10	11
---	---	---	---	---	---	---	---	---	----	----

[Rs: k20, w+t. Ws: k18, w+t.] 10 times (ending at **M9R**).Rs: k20, w+t.

1	2	3	4	5	6	7	8	9	10
---	---	---	---	---	---	---	---	---	----

Ws: k42, w+t.

CC:

Rs: *sl10pw, k169 (12st past **M9L**), w+t.*Ws: *k169, w+t.*

MC [Shape 10]

Rs: sl10pw, k149 (2st past **M9L**), w+t.[Ws: k22, w+t. Rs: k20, w+t.] 12 times (ending at **M10L**).Ws: k123 (to **M9R**), w+t.

1	2	3	4	5	6	7	8	9	10	11	12
---	---	---	---	---	---	---	---	---	----	----	----

[Rs: k22, w+t. Ws: k20, w+t.] 11 times (ending at **M10R**).Rs: k22, w+t.

1	2	3	4	5	6	7	8	9	10	11
---	---	---	---	---	---	---	---	---	----	----

Ws: k46, w+t.

CC:

Rs: *sl11pw, k127 (13st past **M10L**), w+t.*Ws: *k127, w+t.*

MC [Shape 11]

Rs: sl11pw, k105 (2st past **M10L**), w+t.[Ws: k24, w+t. Rs: k22, w+t.] 13 times (ending at **M11L**).Ws: k77 (to **M10R**), w+t.

1	2	3	4	5	6	7	8	9	10	11	12	13
---	---	---	---	---	---	---	---	---	----	----	----	----

[Rs: k24, w+t. Ws: k22, w+t.] 12 times (ending at **M11R**).Rs: k24, w+t.

1	2	3	4	5	6	7	8	9	10	11	12
---	---	---	---	---	---	---	---	---	----	----	----

Ws: k50, w+t.

CC:

Rs: *sl12pw, k81 (14st past **M11L**), w+t.*Ws: *k81, w+t.*

LINDAL SJAL

SJAL INSTRUCTIONS - VARIATION A. CONTINUED:

MC [Shape 12]

Rs: sl12pw, k57 (2st past **M11L**), w+t.

Ws: k55, w+t.

Rs: k53, w+t.

Ws: k51, w+t.

Rs: k49, w+t.

Ws: k47, w+t.

Rs: k45, w+t.

Ws: k43, w+t.

Rs: k41, w+t.

Ws: k39, w+t.

Rs: k37, w+t.

Ws: k35, w+t.

Rs: k33, w+t.

Ws: k31, w+t.

Rs: k29, w+t.

Ws: k27, w+t.

Rs: k25, w+t.

Ws: k23, w+t.

Rs: k21, w+t.

Ws: k19, w+t.

Rs: k17, w+t.

Ws: k15, w+t.

Rs: k13, w+t.

Ws: k11, w+t.

Rs: k9, w+t.

Ws: k7, w+t.

Rs: k5, w+t.

Ws: k7, w+t.

Rs: k9, w+t.

Ws: k11, w+t.

Rs: k13, w+t.

Ws: k15, w+t.

Rs: k17, w+t.

Ws: k19, w+t.

Rs: k21, w+t.

Ws: k23, w+t.

Rs: k25, w+t.

Ws: k27, w+t.

Rs: k29, w+t.

Ws: k31, w+t.

Rs: k33, w+t.

Ws: k35, w+t.

Rs: k37, w+t.

Ws: k39, w+t.

Rs: k41, w+t.

Ws: k43, w+t.

Rs: k45, w+t.

Ws: k47, w+t.

Rs: k49, w+t.

Ws: k51, w+t.

Rs: k53, w+t.

Ws: k55 (2st past **M11R**), sl1wyib, sl11wyif, turn.

CC:

Rs: k81 (14st past **M11L), w+t.**

Ws: k81, sl1wyib, sl11wyif, turn.

MC [Shape 13]

Rs: k105 (2st past **M10L**), w+t.

Ws: k50 (2st before **M12L**), w+t.

[Rs: k24, w+t. Ws: k22, w+t.] 12 times (ending at **M11L**).

Rs: k24 (to **M10L**), w+t. 1. 2. 3. 4. 5. 6. 7. 8. 9. 10. 11. 12.

Ws: k77 (to **M11R**), w+t.

[Rs: k22, w+t. Ws: k24, w+t.] 12 times

Rs: k22, w+t. 1. 2. 3. 4. 5. 6. 7. 8. 9. 10. 11. 12.

Ws: k24 (2st past **M10R**), sl1wyib, sl10wyif, turn.

CC:

Rs: k127 (13st past **M10L), w+t.**

Ws: k127, sl1wyib, sl10wyif, turn.

MC [Shape 14]

Rs: k149 (2st past **M9L**), w+t.

Ws: k46 (2st before **M11L**), w+t.

[Rs: k22, w+t. Ws: k20, w+t.] 11 times (ending at **M10L**).

Rs: k22 (to **M9L**), w+t. 1. 2. 3. 4. 5. 6. 7. 8. 9. 10. 11.

Ws: k123 (to **M10R**), w+t.

[Rs: k20, w+t. Ws: k22, w+t.] 11 times

Rs: k20, w+t. 1. 2. 3. 4. 5. 6. 7. 8. 9. 10. 11.

Ws: k22 (2st past **M9R**), sl1wyib, sl9wyif, turn.

CC:

Rs: k169 (12st past **M9L), w+t.**

Ws: k169, sl1wyib, sl9wyif, turn.

LINDAL SJAL

SJAL INSTRUCTIONS - VARIATION A. CONTINUED:

MC [Shape 15]

Rs: k189 (2st past **M8L**), w+t.Ws: k42 (2st before **M10L**), w+t.[Rs: k20, w+t. Ws: k18, w+t.] 10 times (ending at **M9L**).Rs: k20 (to **M8L**), w+t. 1 2 3 4 5 6 7 8 9 10Ws: k165 (to **M9R**), w+t.

[Rs: k18, w+t. Ws: k20, w+t.] 10 times

Rs: k18, w+t. 1 2 3 4 5 6 7 8 9 10Ws: k20 (2st past **M8R**), sl1wyib, sl8wyif, turn.

CC:

Rs: *k207 (11st past **M8L**), w+t.*Ws: *k207, sl1wyib, sl8wyif, turn.*

MC [Shape 16]

Rs: k225 (2st past **M7L**), w+t.Ws: k38 (2st before **M9L**), w+t.[Rs: k18, w+t. Ws: k16, w+t.] 9 times (ending at **M8L**).Rs: k18 (to **M7L**), w+t. 1 2 3 4 5 6 7 8 9Ws: k203 (to **M8R**), w+t.

[Rs: k16, w+t. Ws: k18, w+t.] 9 times

Rs: k16, w+t. 1 2 3 4 5 6 7 8 9Ws: k18 (2st past **M7R**), sl1wyib, sl7wyif, turn.

CC:

Rs: *k241 (10st past **M7L**), w+t.*Ws: *k241, sl1wyib, sl7wyif, turn.*

MC [Shape 17]

Rs: k257 (2st past **M6L**), w+t.Ws: k34 (2st before **M8L**), w+t.[Rs: k16, w+t. Ws: k14, w+t.] 8 times (ending at **M7L**).Rs: k16 (to **M6L**), w+t. 1 2 3 4 5 6 7 8Ws: k237 (to **M7R**), w+t.

[Rs: k14, w+t. Ws: k16, w+t.] 8 times

Rs: k14, w+t. 1 2 3 4 5 6 7 8Ws: k16 (2st past **M6R**), sl1wyib, sl6wyif, turn.

CC:

Rs: *k271 (9st past **M6L**), w+t.*Ws: *k271, sl1wyib, sl6wyif, turn.*

MC [Shape 18]

Rs: k285 (2st past **M5L**), w+t.Ws: k30 (2st before **M7L**), w+t.[Rs: k14, w+t. Ws: k12, w+t.] 7 times (ending at **M6L**).Rs: k14 (to **M5L**), w+t. 1 2 3 4 5 6 7Ws: k267 (to **M6R**), w+t.

[Rs: k12, w+t. Ws: k14, w+t.] 7 times

Rs: k12, w+t. 1 2 3 4 5 6 7Ws: k14 (2st past **M5R**), sl1wyib, sl5wyif, turn.

CC:

Rs: *k297 (8st past **M5L**), w+t.*Ws: *k297, sl1wyib, sl5wyif, turn.*

MC [Shape 19]

Rs: k309 (2st past **M4L**), w+t.Ws: k26 (2st before **M6L**), w+t.[Rs: k12, w+t. Ws: k10, w+t.] 6 times (ending at **M5L**).Rs: k12 (to **M4L**), w+t. 1 2 3 4 5 6Ws: k293 (to **M5R**), w+t.

[Rs: k10, w+t. Ws: k12, w+t.] 6 times

Rs: k10, w+t. 1 2 3 4 5 6Ws: k12 (2st past **M4R**), sl1wyib, sl4wyif, turn.

CC:

Rs: *k319 (7st past **M4L**), w+t.*Ws: *k319, sl1wyib, sl4wyif, turn.*

MC [Shape 20]

Rs: k329 (2st past **M3L**), w+t.Ws: k22 (2st before **M5L**), w+t.[Rs: k10, w+t. Ws: k8, w+t.] 5 times (ending at **M4L**).Rs: k10 (to **M3L**), w+t. 1 2 3 4 5Ws: k315 (to **M4R**), w+t.

[Rs: k8, w+t. Ws: k10, w+t.] 5 times

Rs: k8, w+t. 1 2 3 4 5Ws: k10 (2st past **M3R**), sl1wyib, sl3wyif, turn.

CC:

Rs: *k337 (6st past **M3L**), w+t.*Ws: *k337, sl1wyib, sl3wyif, turn.*

LINDAL SJAL

SJAL INSTRUCTIONS - VARIATION A. CONTINUED:

MC [Shape 21]

Rs: k345 (2st past **M2L**), w+t.

Ws: k18 (2st before **M4L**), w+t.

[**Rs:** k8, w+t. **Ws:** k6, w+t.] 4 times (ending at **M3L**).

Rs: k8 (to **M2L**), w+t. 1. 2. 3. 4.

Ws: k333 (to **M3R**), w+t.

[**Rs:** k6, w+t. **Ws:** k8, w+t.] 4 times

Rs: k6, w+t. 1. 2. 3. 4.

Ws: k8 (2st past **M2R**), sl1wyib, sl2wyif, turn.

CC:

Rs: k351 (5st past **M2L**), w+t.

Ws: k351, sl1wyib, sl2wyif, turn.

MC [Shape 22]

Rs: k357 (2st past **M1L**), w+t.

Ws: k14 (2st before **M3L**), w+t.

[**Rs:** k6, w+t. **Ws:** k4, w+t.] 3 times (ending at **M2L**).

Rs: k6 (to **M1L**), w+t. 1. 2. 3.

Ws: k347 (to **M2R**), w+t.

[**Rs:** k4, w+t. **Ws:** k6, w+t.] 3 times

Rs: k4, w+t. 1. 2. 3.

Ws: k6 (2st past **M1R**), sl1wyib, sl1wyif, turn.

CC:

Rs: k361 (4st past **M1L**), w+t.

Ws: k361, sl1wyib, sl1wyif, turn.

MC [Shape 23]

Rs: k365 (6st past **M1L**), w+t.

Ws: k6, w+t.

Rs: k9, w+t.

Ws: k11, w+t.

Rs: k14, w+t.

Ws: k16, w+t.

Rs: k20, w+t.

Ws: k375 (6st past **M1R**), sl1wyib, sl2wyif, turn.

Rs: k9, w+t.

Ws: k9, sl1wyib, sl2wyif, turn.

Rs: k14, w+t.

Ws: k14, sl1wyib, sl3wyif, turn.

Rs: k20, w+t.

Ws: k20, sl1wyib, sl3wyif, turn.

CC:

Rs: k393 to last 6sts, w+t.

Ws: k393, sl1wyib, sl5wyif, turn.

MC:

Rs: k405 (to end).

Ws: k405 (back to beginning).

Bind off, sew in ends, and block.



LINDAL SJAL

SJAL INSTRUCTIONS - VARIATION B:

Follow instructions for Variation A from beginning on P.02 through to P.04; **MC [Shape 12]**, stopping after “*Rs: k5, w+t*”, and continuing as follows:

Ws: k31 (2st past **M11R**), sl1wyib, sl167wyif, to 6st from beginning, turn.

CC:

Rs: k393 to last 6sts, w+t.

Ws: k393, sl1wyib, sl5wyif, turn.

MC:

Rs: k405 (to end).

Ws: k405 (back to beginning). Bind off, sew in ends, and block.



SJAL INSTRUCTIONS - VARIATION C:

Follow instructions for Variation A from beginning on P.02, casting on in MC and knitting the next **CC** section and stopping there. Instead of working Shape 1, you will instead knit as follows, starting with an abbreviated version of Shape 12:

MC [Shape 12] *modified

Rs: sl168 (2st before **M11R**), k31 (2st past **M12L**), w+t.

Ws: k5, w+t.

Rs: k7, w+t.

Ws: k9, w+t.

Rs: k11, w+t.

Ws: k13, w+t.

Rs: k17, w+t.

Ws: k19, w+t.

Rs: k21, w+t.

Ws: k23, w+t.

Rs: k25, w+t.

Ws: k27, w+t.

Rs: k29, w+t.

Ws: k31, w+t.

Rs: k33, w+t.

Ws: k35, w+t.

Rs: k37, w+t.

Ws: k39, w+t.

Rs: k41, w+t.

Ws: k43, w+t.

Rs: k45, w+t.

Ws: k47, w+t.

Rs: k49, w+t.

Ws: k51, w+t.

Rs: k53, w+t.

Ws: k55, w+t.

Rs: k57, w+t.

Ws: k59 (2st past **M11R**), sl1wyib, sl11wyif, turn.

CC:

Rs: k81 (14st past **M11L), w+t.**

Ws: k81, sl1wyib, sl11wyif, turn.

After completing **MC [Shape 12]** *modified, and the **CC** rows that follow, continue to P.04, and begin knitting at **MC [Shape 13]** progressing through **MC [Shape 23]** on P.06, with the last row of the shape and **CC** rows as follows:

Ws: k20, sl1wyib, sl1wyif, turn.

CC:

Rs: k389 (8st from end), w+t.

Ws: k389, w+t.

From this point, proceed to **MC [Shape 1]** on P.02, with the first line of this shape reading as follows:

Rs: sl2pw, k385 to last 10sts, w+t.

Finish the rest of this shape as written and continue following the pattern through P.04; **MC [Shape 12]**, stopping after “*Rs: k5, w+t*”, and continuing as follows:

Ws: k31, sl1wyib, sl167wyif, to 6st from beginning, turn.

CC:

Rs: k393 (6st from end), w+t.

Ws: k393, sl1wyib, sl5wyif, turn.

MC:

Rs: k405 (to end).

Ws: k405 (back to beginning). Bind off, sew in ends, and block.

PATTERN NAME:

LINDAL SJAL

SJAL INSTRUCTIONS - VARIATION D:

Follow instructions for Variation C from P.07; with CO and MC edge, **CC** rows, and **MC [Shape 12]** *modified, along with the **CC** rows that follow, continuing to P.04, and knitting from **MC [Shape 13]** progressing through **MC [Shape 23]** on P.06, along with the final **CC** and MC edge rows from that page. Bind off, sew in ends, and block.

While instruction for knitting Variation D is different from Variation B, both finished knit items will look relatively similar. The way you block each variation will define the location of the straight edge and the position of the central point for the elongated half diamond shape.

BLOCKING:

Block sjal on a flat surface, pinning long points first to create a nice straight line through the body of the work. Then pull the side point/s to create either the full diamond or half diamond shape. Pin along the length of the design to open up the pattern and really highlight the unique aspects of this garment.

ABBREVIATIONS:

CC:	Contrast color
CO:	Cast on
k:	Knit
m/M:	Marker
MC:	Main color
pm:	Place marker
pw:	Purlwise
Rs:	Right side or front
sl:	Slip
st/s:	Stitch/es
Ws:	Wrong side or back
w+t:	Wrap and turn
wyib:	With yarn in back
wyif:	With yarn in front



wöldten

ravelry.com/designers/woldten

ona.woldten@gmail.com

www.facebook.com/woldten

[@woldten](https://www.instagram.com/woldten)

PATTERN NAME:

LINDAL SJAL

TAG ON SOCIAL MEDIA: [@woldten](https://www.instagram.com/woldten)
#lindalsjal #lindalcollection

COLOR PLANNING SHEET

Yarn _____

MC1 [23] _____

MC2 [22] _____

MC3 [21] _____

MC4 [20] _____

MC5 [19] _____

MC6 [18] _____

MC7 [17] _____

MC8 [16] _____

MC9 [15] _____

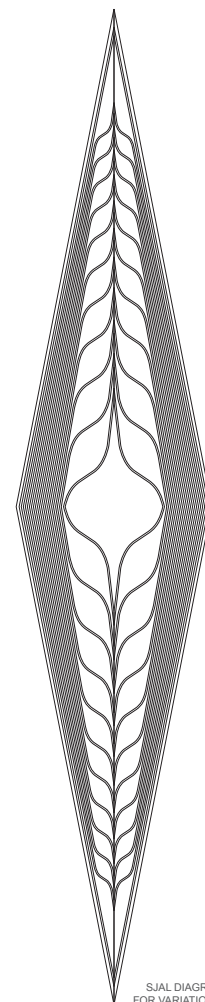
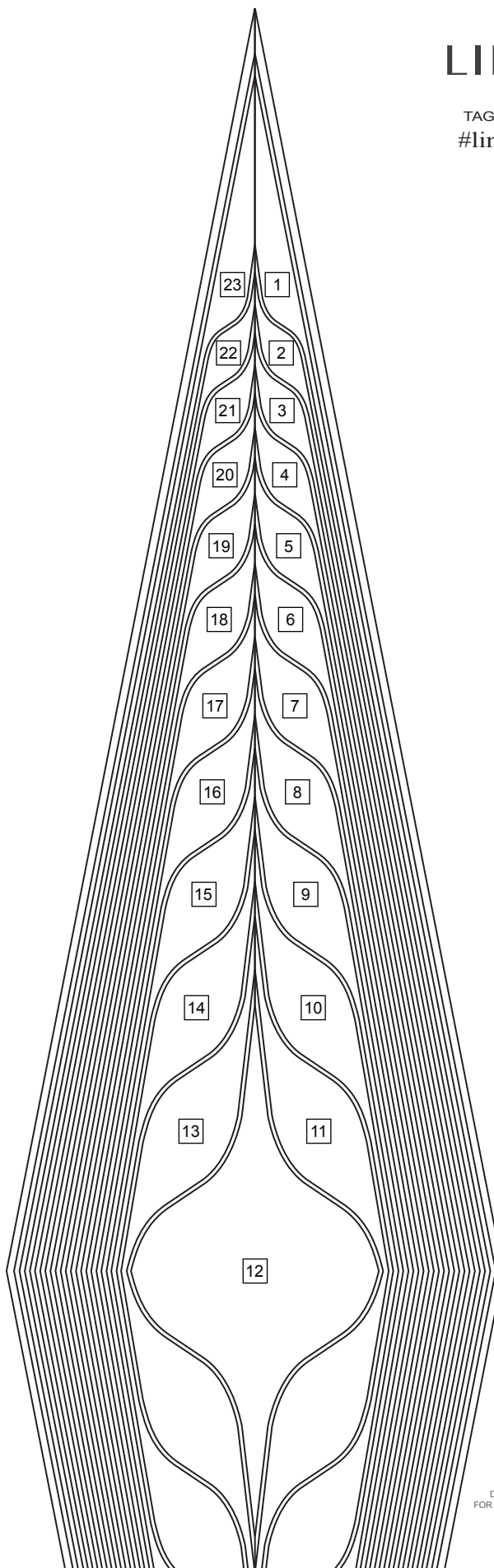
MC10 [14] _____

MC11 [13] _____

MC12 _____

CC1 _____

CC2 _____



SJAL DIAGRAM
FOR VARIATION A.

DIAGRAM ENLARGED
FOR COLOR PLACEMENT

VARIATION A.

wöldten

ravelry.com/designers/woldten

ona.woldten@gmail.com

www.facebook.com/woldten

[@woldten](https://www.instagram.com/woldten)

PATTERN NAME:

LINDAL SJAL

TAG ON SOCIAL MEDIA: [@woldten](https://www.instagram.com/woldten)
[#lindalsjal](https://www.instagram.com/woldten) [#lindalcollection](https://www.instagram.com/woldten)

COLOR PLANNING SHEET

Yarn _____

MC1 _____

MC2 _____

MC3 _____

MC4 _____

MC5 _____

MC6 _____

MC7 _____

MC8 _____

MC9 _____

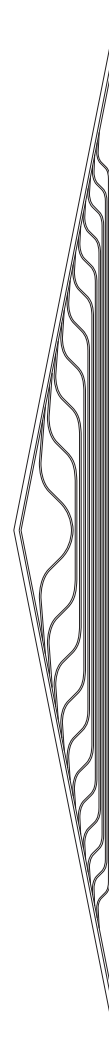
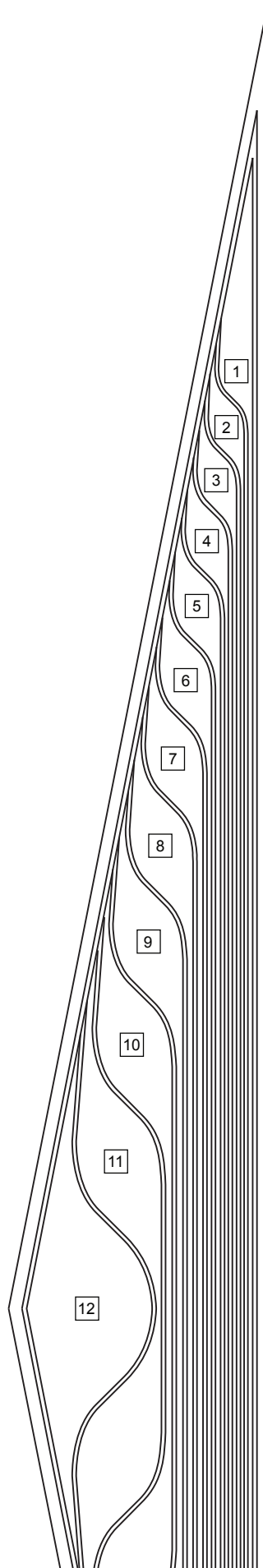
MC10 _____

MC11 _____

MC12 _____

CC1 _____

CC2 _____



SJAL DIAGRAM
FOR VARIATION B.

DIAGRAM ENLARGED
FOR COLOR PLACEMENT

VARIATION B.

wöldten

[ravelry.com/designers/woldten](https://www.ravelry.com/designers/woldten)

ona.woldten@gmail.com

www.facebook.com/woldten

[@woldten](https://www.instagram.com/woldten)

PATTERN NAME:

LINDAL SJAL

TAG ON SOCIAL MEDIA: [@woldten](https://www.instagram.com/woldten)
[#lindalsjal](https://www.instagram.com/woldten) [#lindalcollection](https://www.instagram.com/woldten)

COLOR PLANNING SHEET

Yarn _____

MC1 [23] _____

MC2 [22] _____

MC3 [21] _____

MC4 [20] _____

MC5 [19] _____

MC6 [18] _____

MC7 [17] _____

MC8 [16] _____

MC9 [15] _____

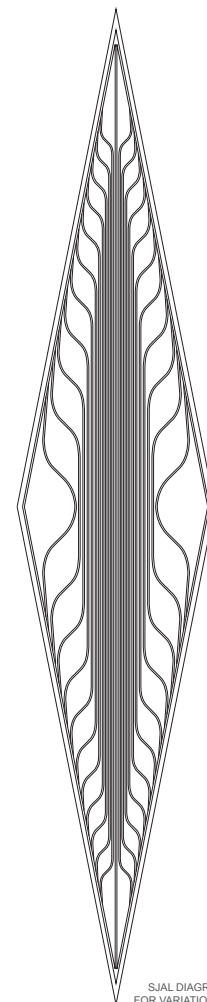
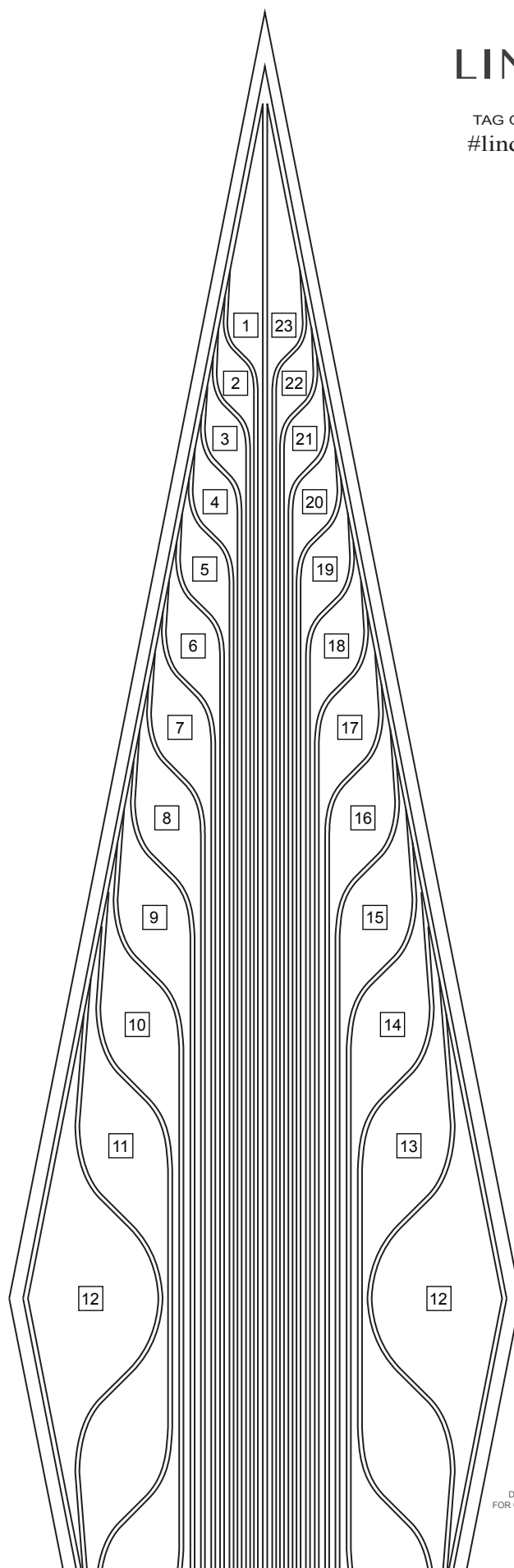
MC10 [14] _____

MC11 [13] _____

MC12 _____

CC1 _____

CC2 _____



VARIATION C.

wöldten

ravelry.com/designers/woldten

ona.woldten@gmail.com

www.facebook.com/woldten

[@woldten](https://www.instagram.com/woldten)

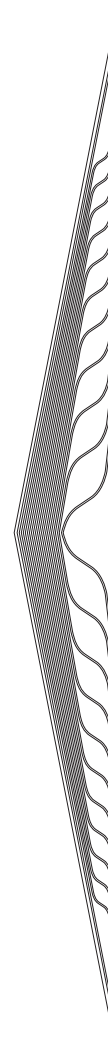
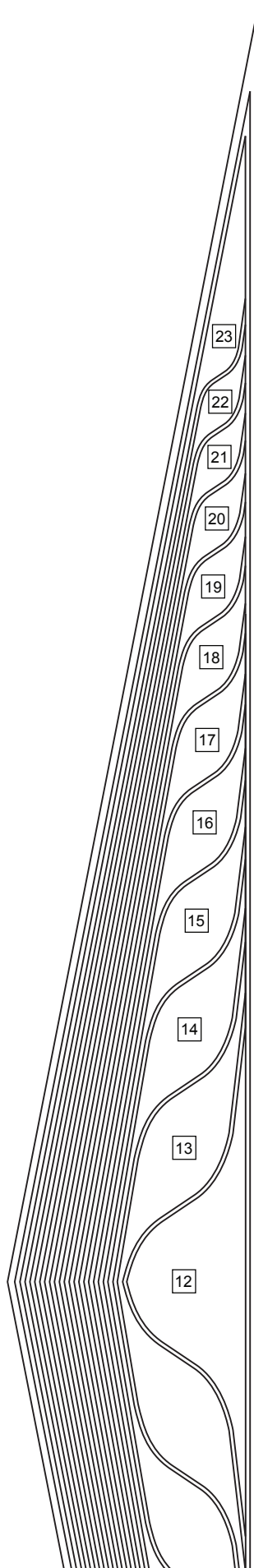
PATTERN NAME:

LINDAL SJAL

TAG ON SOCIAL MEDIA: [@woldten](#)
[#lindalsjal](#) [#lindalcollection](#)

COLOR PLANNING SHEET

Yarn	_____
MC12	_____
MC13	_____
MC14	_____
MC15	_____
MC16	_____
MC17	_____
MC18	_____
MC19	_____
MC20	_____
MC21	_____
MC22	_____
MC23	_____
CC1	_____
CC2	_____



SJAL DIAGRAM
FOR VARIATION D.

DIAGRAM ENLARGED
FOR COLOR PLACEMENT

VARIATION D.