

ROWAN



LATTICE HAT

By Martin Storey
ZB276-00006-UK

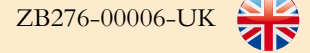
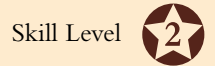


© Copyright Rowan Yarns, 2020.



LATTICE HAT

by Martin Storey



YARN

Alpaca Soft DK

A Rainy Day 210	1	x 50gm
B Tea 205	1	x 50gm

More Yarn
Information

on knitrowan.com

NEEDLES

Set of 4 double-pointed 3¼mm (no 10) (US 3) needles, or 3¼mm (no 10) (US 3) circular needle no more than 40 cm (16 in) long
Set of 4 double-pointed 4mm (no 8) (US 6) needles

TENSION

28 sts and 25 rows to 10 cm measured over 2-colour rib using 3¼mm (US 3) needles. 25 sts and 26 rows to 10 cm measured over fairisle patt using 4mm (US 6) needles.

FINISHED SIZE

Completed hat is 50.5 cm (20 in) in circumference and 26 cm (10¼ in) high.

HAT

Using set of 4 double-pointed 3¼mm (US 3) needles, or 3¼mm (US 3) circular needle, and yarn A, cast on 126 sts.

Place stitch marker on needle to denote beg and end of rounds. If using double-pointed needles, distribute sts evenly over 3 of the 4 needles and, using 4th needle and taking care not to twist cast-on edge, work in rounds as folls, stranding yarn not in use across WS of work:

Round 1: *K1 in A, P1 in B, rep from * to end.

This round forms 2-colour rib.

Work in 2-colour rib for a further 9 rounds.

Change to double-pointed 4mm (US 6) needles.

Using the **fairisle** technique as described on the information page, repeating the 18-st patt repeat 7 times across each round, cont in patt from chart, which is worked entirely in st st beg with a K round, as folls:

Work rounds 1 to 45 of chart. (Work should measure approx. 21cm from cast-on edge.)

Break yarn B.

Shape crown

Using yarn A only, cont in st st as folls:

Next round: K3, *K2tog, K7, rep from * to last 6 sts, K2tog, K4. 112 sts.

Knit 1 round.

Next round: K3, *K2tog, K6, rep from * to last 5 sts, K2tog, K3. 98 sts.
Knit 1 round.

Next round: K3, *K2tog, K5, rep from * to last 4 sts, K2tog, K2. 84 sts.
Knit 1 round.

Next round: K3, *K2tog, K4, rep from * to last 3 sts, K2tog, K1. 70 sts.
Knit 1 round.

Next round: K3, *K2tog, K3, rep from * to last 2 sts, K2tog. 56 sts.
Knit 1 round.

Next round: K1, *K2tog, K2, rep from * to last 3 sts, K2tog, K1. 42 sts.
Knit 1 round.

Next round: K1, *K2tog, K1, rep from * to last 2 sts, K2tog. 28 sts.
Knit 1 round.

Next round: *K2tog, rep from * to end. 14 sts.

Break yarn and thread through rem sts.

Pull up tight and fasten off.

MAKING UP

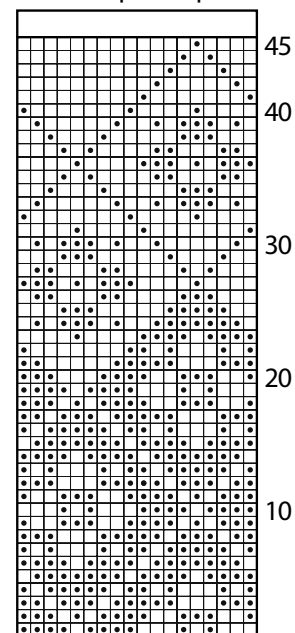
Press as described on the information page.

See information page for finishing instructions.

Key



18 st patt rep



Information
Pages