



LOVE IN A MIST HAT

Design by Elenor Mortensen

This pattern is for unlimited private use only.
Reproducing or selling this pattern is forbidden,
as is the sale of items knitted from this pattern.

MATERIALS:

Yarn

Maincolour (MC, gray in chart): Bohei Trallafitti Merino Single Linen (366m / 100gr) ca. 32gr

Contrasting colour (CC, red in chart): Syncycle Yarns, Dyed in the wool, Fb. Rusted Rainbow, ca. 17 gr

Needles

3.0mm and 3,75mm , 40cm long circular needle and a set 3,75 double-point needles.

1 stitch marker

1 tapestry needle

Gauge:

Knit in the round, with 3.75mm needles, in colourwork pattern:

25 st/32rds = 4x4'' / 10x10cm

Technique:

The hat is worked using the fairisle (stranded colourwork) technique with 2 colours.

The yarn not in use must be carried loosely across the back of the work and trapped by twisting it with the working yarn every 5 st.

Make sure to shift the twisting place on the following row.

ABBREVIATIONS AND EXPLANATIONS

st	stitch/stitches
k	knit
p	purl
rd/rds	round/rounds
CDD	Centered double decrease
BOR	beginning of round
MC	main colour
CC	contrasting colour
M	stitch marker

INSTRUCTIONS:

Cuff:

With MC yarn, cast on 120 st loosely on the 3.0mm needles, place M (BOR). Join into the round, being careful not to twist the stitches.

Rd 1: knit

Rds 2 to 16: * k1, p1 *, repeat to the end.

Rd 17: knit.

Switch to 3,75mm ndl.

Next rnd: knit.

Now join CC yarn and work the **CHART**.

The pattern is worked 5 times around.




After round 64 break MC and CC yarn and pull the remaining 10st together.

Cut and carefully weave in all yarn ends. Wet block your knitting.

I will be very happy to see photos of your hat on Instagram using hashtag #loveinamisthat

CHART

KEY

-  MC / gray
-  CC / Rustic Rainbow
-  CDD
-  no stitch

