



Harvest Moon Mittens

by Sarah Monroe

Materials

Yarn

200 yds (183 m) of sport/DK weight Merino yarn, Estabrook Goldenrod
175 yds (160 m) of Estabrook Slate
10 yds (9 m) Estabrook Natural

Needles

US size 3 DPN's

Notions

Tapestry needle, waste yarn, scissors

Gauge

6.5 stitches x 6 rows = 1 inch

Sizing

circumference = 9 inches
length = 12.25 inches
cuffed = 10 inches


Skill Level

Intermediate

Key

- Main Color
- Contrast Color
- Accent Color
- m1
- Thumb
- ssk
- k2tog
- k3tog
- sssk

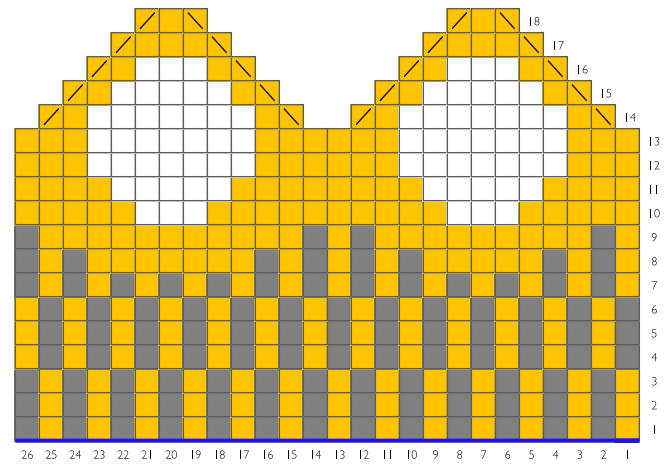
Right Mitten



Cast on 44 stitches in main color. Work in the round in 1 x 1 ribbing for 25 rows. K1 row increasing 3 stitches evenly across row. Begin right mitten chart. On row 22 move 13 thumb stitches to waste yarn or yarn holder and CO 13 sts in pattern. Work to end of chart, Kitchener remaining stitches together.


Thumb

Remove the waste yarn from the thumb and pick up 13 sts from CO edge. You should have 26 stitches total. Work thumb chart. Pull yarn through remaining sts, weave in ends, and block.



Repeat for the left mitten.

Left Mitten





Subito Farm Designs is a mother daughter team of pattern designers/artisans based in Carlisle, Massachusetts dedicated to creating domestic and locally produced yarns and finished goods. All of our yarns are raised/grown, processed, spun, and dyed in the United States.