

# Hayfield BONUS

10630









**BONUS  
DK**

81-137cm  
32-54in

CARDIGAN in Hayfield BONUS DK10630

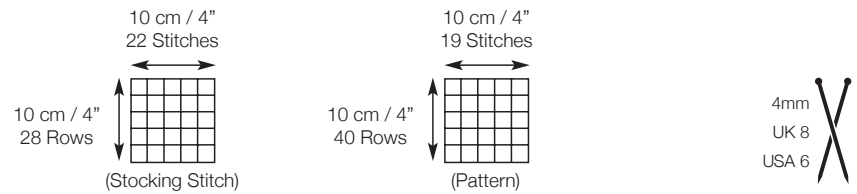
MEASUREMENTS

Follow the pattern instructions for your size

| Size                  |  | S                  | M                  | L                    | XL                   | XXL                  | XXXL                 |
|-----------------------|--|--------------------|--------------------|----------------------|----------------------|----------------------|----------------------|
| Chest                 |   | 81/86 cm<br>32/34" | 91/97 cm<br>36/38" | 102/107 cm<br>40/42" | 112/117 cm<br>44/46" | 122/127 cm<br>48/50" | 132/137 cm<br>52/54" |
| Width                 |   | 110 cm<br>43¼"     | 121 cm<br>47¾"     | 132 cm<br>52"        | 141 cm<br>55½"       | 152 cm<br>60"        | 161 cm<br>63½"       |
| Full Length           |   | 70 cm<br>27½"      | 72 cm<br>28¼"      | 74 cm<br>29¼"        | 76 cm<br>30"         | 78 cm<br>30¾"        | 80 cm<br>31½"        |
| Sleeve Length         |   | 42 cm<br>16½"      | 42 cm<br>16½"      | 43 cm<br>17"         | 44 cm<br>17¼"        | 44 cm<br>17¼"        | 44 cm<br>17¼"        |
| Yarn*<br>No Balls     |   | 6                  | 7                  | 8                    | 8                    | 9                    | 9                    |
| Buttons               |   | 6                  | 6                  | 6                    | 6                    | 6                    | 6                    |
| Yarn<br>You also need | F013 Hayfield Bonus, DK, 100g, shade 583 Pea Green<br><br>1 Pair of 4mm (UK8 – USA6) Knitting Needles and 1 Pair of 3¼mm (UK10 – USA3) Knitting Needles. |                    |                    |                      |                      |                      |                      |

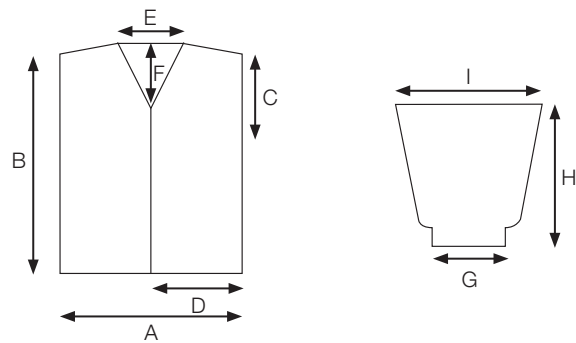
\*Average number of balls required when you use the specified Hayfield yarn and tension shown below

TENSION & NEEDLES



PIECE MEASUREMENTS

- A55 [60.5:66:70.5:76:80.5] cm  
(21¾ [24:26:27¾:30:31¾])"
- B70 [72:74:76:78:80] cm  
(27½ [28¼:29¼:30:30¾:31½])"  
(measured from back of neck)
- C21 [23:25:26:27:28] cm  
(8¼ [9:9¾:10¼:10¾:11])"
- D26 [28.5:31:33.5:36:38.5] cm  
(10¼ [11¼:12:13¼:14:15¼])"
- E19 [20:20:21:21:21] cm  
(7½ [8:8¼:8¼:8¼:8¼])"
- F19 [19:20:20:20:20] cm  
(7½ [7½:8:8:8:8])"
- G21 [21:22:24:24:25] cm  
(8¼ [8¼:8¾:9½:9½:9¾])"
- H42 [42:43:44:44:44] cm  
(16½ [16½:17:17¼:17¼:17¼])"
- I42 [46:50:52:54:56] cm  
(16½ [18:19¾:20½:21¼:22])"



## STITCHES & ABBREVIATIONS

**alt** – alternate  
**beg** – beginning  
**cm** – centimetres  
**cont** – continue  
**dec** – decrease(ing)  
**DK** – double knitting  
**fol** – following  
**g** – grammes  
**in** – inch(es)  
**inc** – increase(ing)  
**k** – knit  
**mm** – millimetres  
**O** – no stitches or times  
**p** – purl  
**patt** – pattern  
**rem** – remain(ing)  
**rep** – repeat  
**rs** – right side  
**st(s)** – stitch(es)  
**tog** – together  
**ws** – wrong side  
**K1B** – knit into stitch one row below.

## BACK

Using 3¼mm needles and thumb method cast on 142 [158:170:186:198:210] sts.

**1st Row.** \* K2, p2, rep from \* to last 2 sts, k2.

**2nd Row.** P2, \* k2, p2, rep from \* to end.

1st and 2nd rows set **2x2 rib**.

Work in 2x2 rib for 8cm, (3in), ending with a rs row.

**Next Row.** P2, p2tog, (p4, p2tog) 2 [8:2:30:9:10] times, (p5, p2tog) 16 [8:20:0:12:12] times, (p4, p2tog) 2 [8:2:0:9:10] times, p2. 121 [133:145:155:167:177] sts. Change to 4mm needles and proceed as follows:-

**1st Row.** Knit.

**2nd Row.** Purl.

1st and 2nd rows set **st-st** (stocking stitch).

Working in st-st (throughout) cont until back measures 68 [70:72:74:76:78]cm, (26¾ [27½:28¼:29¼:30:30¾]in), ending with a ws row.

## Shape Shoulders

Cast off 13 [14:16:18:20:21] sts at beg of next 4 [2:2:2:2:2] rows. 69 [105:113:119:127:135] sts.

Cast off 14 [15:17:18:20:22] sts at beg of next 2 [4:4:4:4:4] rows. 41 [45:45:47:47:47] sts.

Cast off rem 41 [45:45:47:47:47] sts.

## LEFT FRONT

Using 3¼mm needles and thumb method

cast on 67 [75:79:87:95:99] sts.

**1st Row.** \* K2, p2, rep from \* to last 3 sts, k2, p1.

**2nd Row.** K1, p2, \* k2, p2, rep from \* to end.

1st and 2nd rows set rib.

Work in rib for 8cm, (3in), ending with a rs row.

**Next Row.** P1 [3:3:6:1:3], p2tog, (p5 [4:5:4:4:5], p2tog) 9 [11:10:12:15:13] times, p1 [4:4:7:2:3]. 57 [63:68:74:79:85] sts. Change to 4mm needles and working in st-st (throughout) cont until left front measures 51 [53:54:56:58:60]cm, (20 [21:21¼:22:22¾:23¾]in), ending with a ws row.

## Shape Neck

**1st Row.** Knit to last 2 sts, k2tog (neck edge). 56 [62:67:73:78:84] sts.

**2nd Row.** Purl.

1st and 2nd rows set neck shaping.

Work 24 [32:26:34:30:34] rows dec 1 st at neck edge in next and every foll alt row.

44 [46:54:56:63:67] sts.

Work 13 [5:13:5:9:5] rows dec 1 st at neck edge in next and every foll 4th row.

40 [44:50:54:60:65] sts.

Cont without shaping until left front measures 68 [70:72:74:76:78]cm, (26¾ [27½:28¼:29¼:30:30¾]in), ending with a ws row.

## Shape Shoulder

**Next Row.** Cast off 13 [14:16:18:20:21] sts, knit to end. 27 [30:34:36:40:44] sts.

**Next Row.** Purl.

Rep last 2 rows 1 [0:0:1:1:0] times more. 14 [30:34:18:20:44] sts.

## For 2nd, 3rd and 6th sizes only

**Next Row.** Cast off [15:17:22] sts, knit to end. [15:17:22] sts.

**Next Row.** Purl.

## For all 6 sizes

Cast off rem 14 [15:17:18:20:22] sts.

## RIGHT FRONT

Using 3¼mm needles and thumb method cast on 67 [75:79:87:95:99] sts.

**1st Row.** P1, k2, \* p2, k2, rep from \* to end.

**2nd Row.** \* P2, k2, rep from \* to last 3 sts, p2, k1.

1st and 2nd rows set rib.

Work in rib for 8cm, (3in), ending with a rs row.

**Next Row.** P1 [4:4:7:2:3], p2tog, (p5 [4:5:4:4:5], p2tog) 9 [11:10:12:15:13] times, p1 [3:3:6:1:3]. 57 [63:68:74:79:85] sts. Change to 4mm needles and working in st-st (throughout) cont until right front measures 51 [53:54:56:58:60]cm, (20 [21:21¼:22:22¾:23¾]in), ending with a ws row.

## Shape Neck

**1st Row.** K2tog (neck edge), knit to end. 56 [62:67:73:78:84] sts.

**2nd Row.** Purl.

1st and 2nd rows set neck shaping.

Work 24 [32:26:34:30:34] rows dec 1 st at neck edge in next and every foll alt row.

44 [46:54:56:63:67] sts.

Work 13 [5:13:5:9:5] rows dec 1 st at neck edge in next and every foll 4th row.

40 [44:50:54:60:65] sts.

Cont without shaping until right front measures 68 [70:72:74:76:78]cm, (26¾ [27½:28¼:29¼:30:30¾]in), ending with a rs row.

## Shape Shoulder

**Next Row.** Cast off 13 [14:16:18:20:21] sts, purl to end. 27 [30:34:36:40:44] sts.

**Next Row.** Knit.

Rep last 2 rows 1 [0:0:1:1:0] times more.

14 [30:34:18:20:44] sts.

## For 2nd, 3rd and 6th sizes only

**Next Row.** Cast off [15:17:22] sts, purl to end. [15:17:22] sts.

**Next Row.** Knit.

## For all 6 sizes

Cast off rem 14 [15:17:18:20:22] sts.

## SLEEVES (Both alike)

Using 3¼mm needles and thumb method cast on 54 [54:58:62:62:66] sts.

Work in 2x2 rib for 6cm, (2½in), ending with a rs row.

**Next Row.** Purl to end, inc 3 [3:1:0:0:0] sts evenly across row for 1st, 2nd and 3rd sizes only and dec 0 [0:0:3:1:5] sts evenly across row for 4th, 5th and 6th sizes only. 57 [57:59:59:61:61] sts. Change to 4mm needles and proceed as follows:-

**1st Row.** Knit.

**2nd Row.** P1, \* k1B, p1, rep from \* to end. 1st and 2nd rows set patt.

Working in patt (throughout) inc 1 st at each end of 5th and every foll 12th [8th:6th:6th:6th:4th] row to 77 [77:75:87:97:69] sts, working inc sts in patt.

Inc 1 st at each end of every foll 14th [10th:8th:8th:6th] row to 79 [87:95:99:103:107] sts, working inc sts in patt. Cont without shaping until sleeve measures 42 [42:43:44:44]cm, (16½ [16½:17:17¼:17¼]in), ending with a ws row. Cast off.

#### RIGHT FRONT BORDER

Join shoulder seams. With rs facing, using 3¼mm needles and starting at lower edge of right front pick up and knit 21 sts evenly along rib, 112 [118:120:126:130:134] sts evenly along straight edge, 49 [49:51:51:51:51] sts evenly along shaped edge and 24 [26:26:28:28:28] sts evenly to centre back of neck. 206 [214:218:226:230:234] sts. Starting with 2nd row of 2x2 rib work 5 rows.

**Next Row.** Rib 5 [5:3:4:3:2], cast off 2 sts, (rib 22 [23:24:25:26:27], cast off 2 sts) 5 times, rib to end.

**Next Row.** Rib to last 120 [125:128:134:

138:142] sts, cast on 2 sts, (rib 23 [24:25:26:27:28], cast on 2 sts) 5 times, rib 5 [5:3:4:3:2].

Work 5 rows more in rib.

Cast off in rib.

#### LEFT FRONT BORDER

With rs facing, using 3¼mm needles and starting at centre back of neck pick up and knit 24 [26:26:28:28:28] sts evenly along back of neck, 49 [49:51:51:51:51] sts evenly along shaped edge, 112 [118:120:126:130:134] sts evenly along straight edge and 21 sts evenly along rib.

206 [214:218:226:230:234] sts. Starting with 2nd row of 2x2 rib work 12 rows.

Cast off in rib.

#### POCKETS (Both alike)

Using 4mm needles and thumb method cast on 33 sts.

Work in st-st until pocket measures 12.5cm, (5in), ending with a rs row.

**Next Row.** P1, inc in next st purlways,

(p4, inc in next st purlways) 6 times, p1. 40 sts.

Change to 3¼mm needles and proceed as follows:-

**1st Row.** P1, \* k2, p2, rep from \* to last 3 sts, k2, p1.

**2nd Row.** K1, p2, \* k2, p2, rep from \* to last st, k1.

1st and 2nd rows set rib.

Work 8 rows more in rib.

Cast off in rib.

#### TO MAKE UP

Fold sleeves in half lengthways then placing folds to shoulder seams, sew sleeves in position for approximately 21 [23:25:26:27:28]cm, (8¼ [9:9¾:10¼:10¾:11]in) from top of shoulder. Join side and sleeve seams. Sew on buttons. Sew pockets centrally to both fronts 1cm, (½in), from top of hem. Pin out garment to the measurement given. Cover with damp cloths and leave until dry. See ball band for washing and further care instructions.

**QUERIES.** Please contact:- Knitting Helpline. Sirdar Spinning Ltd. Flanshaw Lane, Wakefield. WF2 9ND. West Yorkshire, England.

For General Queries:- Tel: 01924 371501. Fax: 01924 290506.

For Knitting Helpline Enquiries:- Tel: 01924 231686. (Voice mail service replies within 7 working days) [www.sirdar.co.uk](http://www.sirdar.co.uk) • email: [Knitting-helpline@sirdar.co.uk](mailto:Knitting-helpline@sirdar.co.uk)

**WARNING.** Reproduction of this publication is protected by copyright. It is sold on the condition that it is only used for non-commercial purposes.

All other rights reserved by Sirdar Spinning Ltd.

**SIRDAR SPINNING LTD CANNOT ACCEPT RESPONSIBILITY FOR THE RESULT OF USING ANY OTHER YARN.**

Owing to printing restrictions the colour reproduction is matched as closely as possible to the yarn. Printed in Great Britain.

SPVT10630



| cm | in |
|----|----|
| 1  |    |
| 2  |    |
| 3  | 1  |
| 4  |    |
| 5  | 2  |
| 6  |    |
| 7  |    |
| 8  | 3  |
| 9  |    |
| 10 | 4  |
| 11 |    |
| 12 |    |
| 13 | 5  |
| 14 |    |
| 15 | 6  |
| 16 |    |
| 17 |    |
| 18 | 7  |
| 19 |    |
| 20 | 8  |
| 21 |    |
| 22 |    |
| 23 | 9  |
| 24 |    |
| 25 | 10 |
| 26 |    |